

# 2024 Annual Agency Profile - Town of Payson (NTD ID 99474)

**Mailing Address:** 303 N BEELINE HWY  
Payson, AZ

**Website:** <https://www.paysonaz.gov/community/beeline-bus>

## Service Consumed

Annual Unlinked Trips (UPT) 7,785

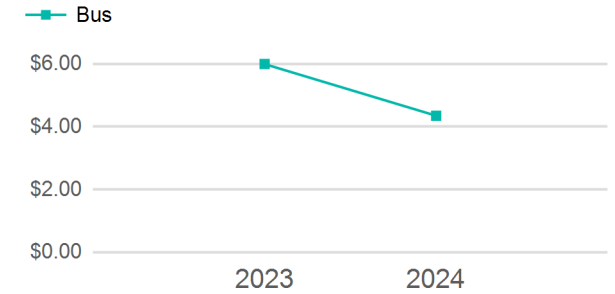
## Assets

Revenue Vehicles 3  
Service Vehicles  
Facilities

## Service Supplied

Annual Vehicle Revenue Miles (VRM) 86,750  
Annual Vehicle Revenue Hours (VRH) 8,275  
Vehicles Operated in Maximum Service (VOMS) 3

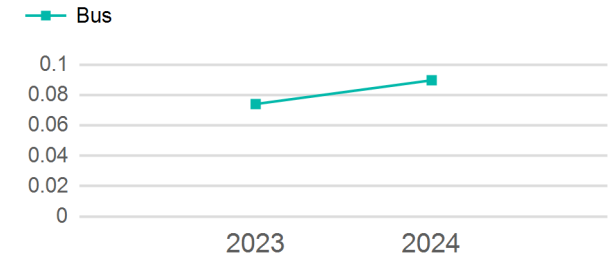
## Operating Expenses per Vehicle Revenue Mile



## Modal Characteristics

Mode	Annual Unlinked Passenger Trips	Directly Operated VOMS	Purchased Transportation VOMS	Annual Vehicle Revenue Miles	Annual Vehicle Revenue Hours
Bus	7,785	3	0	86,750	8,275
<b>Total</b>	<b>7,785</b>	<b>3</b>	<b>0</b>	<b>86,750</b>	<b>8,275</b>

## Unlinked Passenger Trip per Vehicle Revenue Mile



## Metrics

### Service Efficiency

### Service Effectiveness

Mode	OE per VRM	OE per VRH	UPT per VRM	UPT per VRH	OE per UPT
Bus	\$4.35	\$45.61	0.1	0.9	\$48.48
<b>Total</b>	<b>\$4.35</b>	<b>\$45.61</b>	<b>0.1</b>	<b>0.9</b>	<b>\$48.48</b>

# 2024 Annual Agency Profile - Town of Payson (NTD ID 99474)

## 2024 Funding Breakdown

### Summary of Operating Expenses (OE)

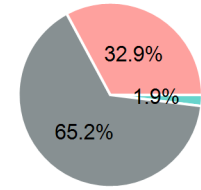
Mode	Operating Expenses	Fare Revenues
Bus	\$377,403	\$7,301
<b>Total</b>	<b>\$377,403</b>	<b>\$7,301</b>

### Sources of Operating Funds Expended

Directly Generated	\$7,301
Federal Government	\$245,993
Local Government	\$124,109
State Government	\$0
<b>Total Operating Funds Expended</b>	<b>\$377,403</b>

### Operating Funding Sources

- Directly Generated
- Federal Government
- Local Government
- State Government



### Capital Funding Sources

- Directly Generated
- Federal Government
- Local Government
- State Government

### Sources of Capital Funds Expended

Directly Generated	\$0
Federal Government	\$0
Local Government	\$0
State Government	\$0
<b>Total Capital Funds Expended</b>	<b>\$0</b>

## 2024 Asset Management

Transit Asset Management (TAM) Tier Tier II

TAM Sponsor NTD ID

### Metrics

Mode	Average Fleet Age in Years
Bus	9.7