

2024 Annual Agency Profile - City Of Willcox (NTD ID 99456)

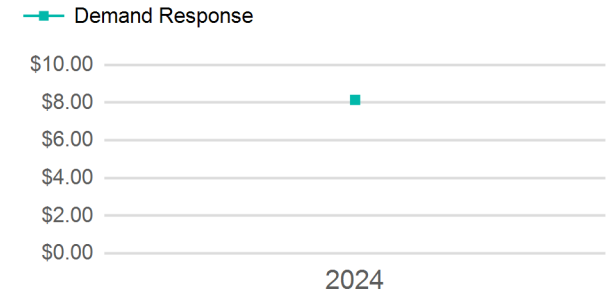
Mailing Address: 101 S RAILROAD AVE
WILLCOX, AZ

Website: <https://willcox.az.gov/departments/transit>

Service Consumed

Annual Unlinked Trips (UPT) 4,528

Operating Expenses per Vehicle Revenue Mile



Assets

Revenue Vehicles	1
Service Vehicles	
Facilities	1

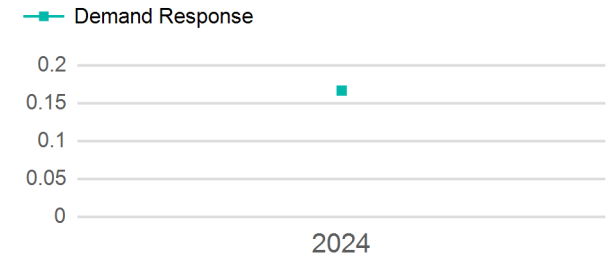
Service Supplied

Annual Vehicle Revenue Miles (VRM)	27,198
Annual Vehicle Revenue Hours (VRH)	1,698
Vehicles Operated in Maximum Service (VOMS)	1

Modal Characteristics

Mode	Annual Unlinked Passenger Trips	Directly Operated VOMS	Purchased Transportation VOMS	Annual Vehicle Revenue Miles	Annual Vehicle Revenue Hours
Demand Response	4,528	1	0	27,198	1,698
Total	4,528	1	0	27,198	1,698

Unlinked Passenger Trip per Vehicle Revenue Mile



Metrics

Mode	Service Efficiency		Service Effectiveness		
	OE per VRM	OE per VRH	UPT per VRM	UPT per VRH	OE per UPT
Demand Response	\$8.14	\$130.45	0.2	2.7	\$48.92
Total	\$8.14	\$130.45	0.2	2.7	\$48.92

2024 Annual Agency Profile - City Of Willcox (NTD ID 99456)

2024 Funding Breakdown


Summary of Operating Expenses (OE)

Mode	Operating Expenses	Fare Revenues
Demand Response	\$221,497	\$858
Total	\$221,497	\$858

Sources of Operating Funds Expended

Directly Generated	\$25,858
Federal Government	\$145,889
Local Government	\$49,750
State Government	\$0
Total Operating Funds Expended	\$221,497

Operating Funding Sources



Capital Funding Sources

Sources of Capital Funds Expended

Directly Generated	\$0
Federal Government	\$0
Local Government	\$0
State Government	\$0
Total Capital Funds Expended	\$0



2024 Asset Management

Transit Asset Management (TAM) Tier Tier II

TAM Sponsor NTD ID

Metrics

Mode	Average Fleet Age in Years
Demand Response	4.0