

2024 Annual Agency Profile - City of Wasco (NTD ID 99426)

Mailing Address: 764 E ST
Wasco, CA

Website: <http://www.ci.wasco.ca.us/>

Service Consumed

Annual Unlinked Trips (UPT) 10,911

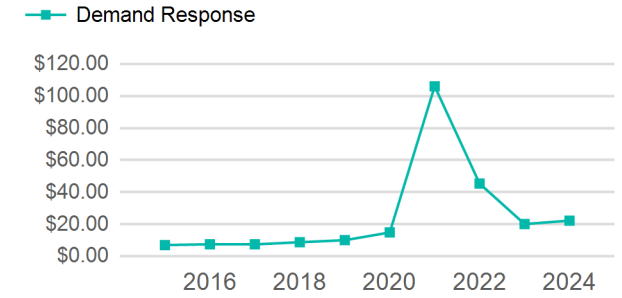
Assets

Revenue Vehicles 3
Service Vehicles
Facilities

Service Supplied

Annual Vehicle Revenue Miles (VRM) 26,401
Annual Vehicle Revenue Hours (VRH) 2,803
Vehicles Operated in Maximum Service (VOMS) 3

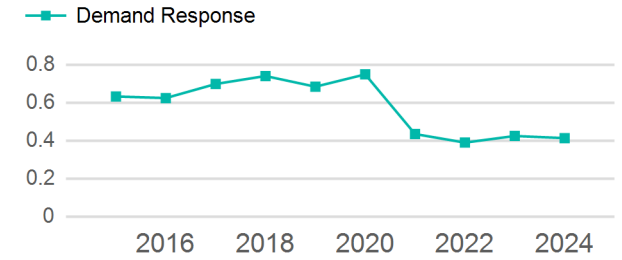
Operating Expenses per Vehicle Revenue Mile



Modal Characteristics

Mode	Annual Unlinked Passenger Trips	Directly Operated VOMS	Purchased Transportation VOMS	Annual Vehicle Revenue Miles	Annual Vehicle Revenue Hours
Demand Response	10,911	3	0	26,401	2,803
Total	10,911	3	0	26,401	2,803

Unlinked Passenger Trip per Vehicle Revenue Mile



Mode	Service Efficiency		Service Effectiveness		
	OE per VRM	OE per VRH	UPT per VRM	UPT per VRH	OE per UPT
Demand Response	\$22.29	\$209.96	0.4	3.9	\$53.94
Total	\$22.29	\$209.96	0.4	3.9	\$53.94

2024 Annual Agency Profile - City of Wasco (NTD ID 99426)

2024 Funding Breakdown

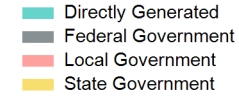
Summary of Operating Expenses (OE)

Mode	Operating Expenses	Fare Revenues
Demand Response	\$588,522	\$17,090
Total	\$588,522	\$17,090

Sources of Operating Funds Expended

Directly Generated	\$17,090
Federal Government	\$188,827
Local Government	\$0
State Government	\$382,605
Total Operating Funds Expended	\$588,522

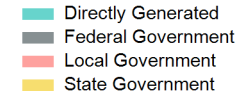
Operating Funding Sources



Capital Funding Sources

Sources of Capital Funds Expended

Directly Generated	\$0
Federal Government	\$0
Local Government	\$0
State Government	\$0
Total Capital Funds Expended	\$0



2024 Asset Management

Transit Asset Management (TAM) Tier Tier II

TAM Sponsor NTD ID

Metrics

Mode	Average Fleet Age in Years
Demand Response	8.7