

2024 Annual Agency Profile - White Mountain Apache Tribe (NTD ID 99334)

Mailing Address: 306 N. CHIEF AVE.
WHITERIVER, AZ

Website: www.wmatdot.com

Geographic Coverage

Primary Urbanized/Rural Area: Arizona Non-UZA
Other Areas Served:

Assets

Revenue Vehicles: 9
Service Vehicles: 1
Facilities:

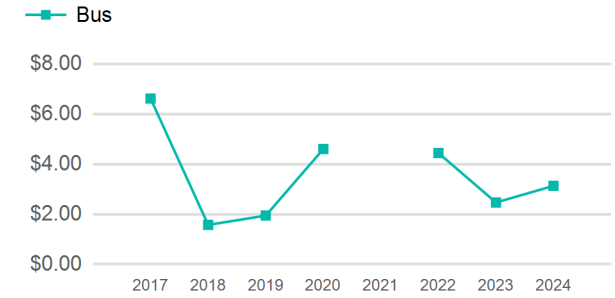
Service Consumed

Annual Unlinked Trips (UPT): 22,940

Service Supplied

Annual Vehicle Revenue Miles (VRM): 131,999
Annual Vehicle Revenue Hours (VRH): 1,848
Vehicles Operated in Maximum Service (VOMS): 5

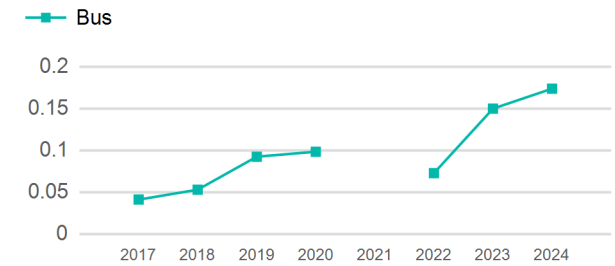
Operating Expenses per Vehicle Revenue Mile



Modal Characteristics

Mode	Annual Unlinked Passenger Trips	Directly Operated VOMS	Purchased Transportation VOMS	Annual Vehicle Revenue Miles	Annual Vehicle Revenue Hours
Bus	22,940	5	0	131,999	1,848
Total	22,940	5	0	131,999	1,848

Unlinked Passenger Trip per Vehicle Revenue Mile



Metrics

Service Efficiency

Service Effectiveness

Mode	OE per VRM	OE per VRH	UPT per VRM	UPT per VRH	OE per UPT
Bus	\$3.13	\$223.72	0.2	12.4	\$18.02
Total	\$3.13	\$223.72	0.2	12.4	\$18.02

2024 Annual Agency Profile - White Mountain Apache Tribe (NTD ID 99334)

2024 Funding Breakdown

Summary of Operating Expenses (OE)

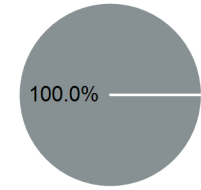
Mode	Operating Expenses	Fare Revenues
Bus	\$413,443	\$0
Total	\$413,443	\$0

Sources of Operating Funds Expended

Directly Generated	\$0
Federal Government	\$413,443
Local Government	\$0
State Government	\$0
Total Operating Funds Expended	\$413,443

Operating Funding Sources

- Directly Generated
- Federal Government
- Local Government
- State Government



Capital Funding Sources

- Directly Generated
- Federal Government
- Local Government
- State Government

Sources of Capital Funds Expended

Directly Generated	\$0
Federal Government	\$0
Local Government	\$0
State Government	\$0
Total Capital Funds Expended	\$0

2024 Asset Management

Transit Asset Management (TAM) Tier Tier II

TAM Sponsor NTD ID

Metrics

Mode	Average Fleet Age in Years
Bus	4.3