

2024 Annual Agency Profile - Yavapai-Apache Nation (NTD ID 99328)

Mailing Address: 2400 W DATSI ST
CAMP VERDE, AZ

Website: <http://yantransit.org>

Geographic Coverage

Primary Urbanized/Rural Area: Arizona Non-UZA
Other Areas Served:

Service Consumed

Annual Unlinked Trips (UPT): 6,169

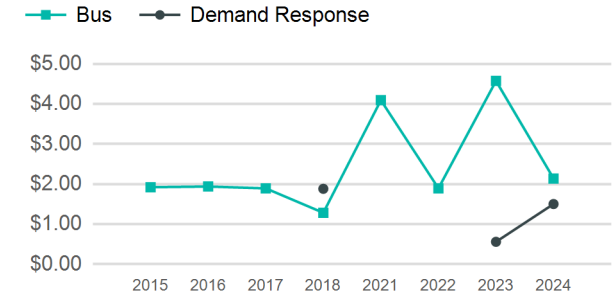
Assets

Revenue Vehicles: 10
Service Vehicles:
Facilities: 1

Service Supplied

Annual Vehicle Revenue Miles (VRM): 297,946
Annual Vehicle Revenue Hours (VRH): 23,044
Vehicles Operated in Maximum Service (VOMS): 9

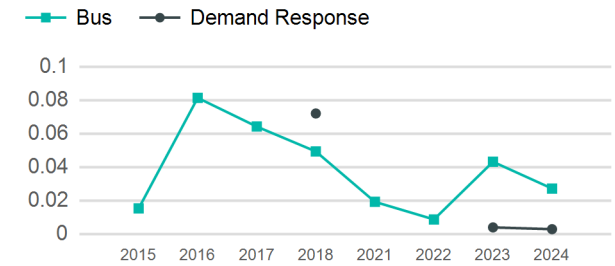
Operating Expenses per Vehicle Revenue Mile



Modal Characteristics

Mode	Annual Unlinked Passenger Trips	Directly Operated VOMS	Purchased Transportation VOMS	Annual Vehicle Revenue Miles	Annual Vehicle Revenue Hours
Bus	5,934	4	0	218,109	20,800
Demand Response	235	5	0	79,837	2,244
Total	6,169	9	0	297,946	23,044

Unlinked Passenger Trip per Vehicle Revenue Mile



Mode	Service Efficiency		Service Effectiveness		
	OE per VRM	OE per VRH	UPT per VRM	UPT per VRH	OE per UPT
Bus	\$2.14	\$22.44	0.0	0.3	\$78.65
Demand Response	\$1.50	\$53.49	0.0	0.1	\$510.78
Total	\$1.97	\$25.46	0.0	0.3	\$95.11

2024 Annual Agency Profile - Yavapai-Apache Nation (NTD ID 99328)

2024 Funding Breakdown

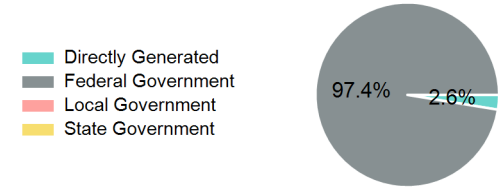
Summary of Operating Expenses (OE)

Mode	Operating Expenses	Fare Revenues
Bus	\$466,726	\$14,377
Demand Response	\$120,034	\$677
Total	\$586,760	\$15,054

Sources of Operating Funds Expended

Directly Generated	\$15,054
Federal Government	\$571,706
Local Government	\$0
State Government	\$0
Total Operating Funds Expended	\$586,760

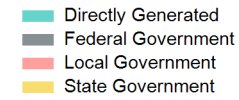
Operating Funding Sources



Capital Funding Sources

Sources of Capital Funds Expended

Directly Generated	\$0
Federal Government	\$0
Local Government	\$0
State Government	\$0
Total Capital Funds Expended	\$0



2024 Asset Management

Transit Asset Management (TAM) Tier Tier II

TAM Sponsor NTD ID

Metrics

Mode	Average Fleet Age in Years
Bus	3.8
Demand Response	7.2