

2024 Annual Agency Profile - Tehama County (NTD ID 91089)

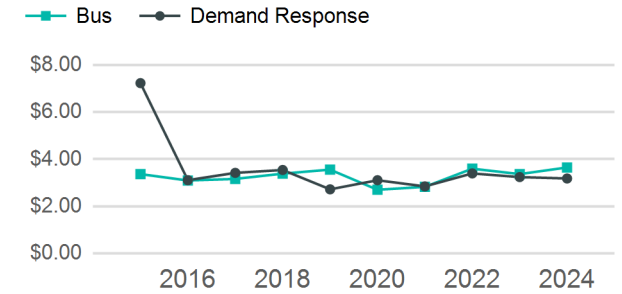
Mailing Address: 9380 SAN BENITO AVE
GERBER, CA

Website: <http://www.taketrax.com/>

Service Consumed

Annual Unlinked Trips (UPT) 159,736

Operating Expenses per Vehicle Revenue Mile



Assets

Revenue Vehicles	19
Service Vehicles	1
Facilities	3

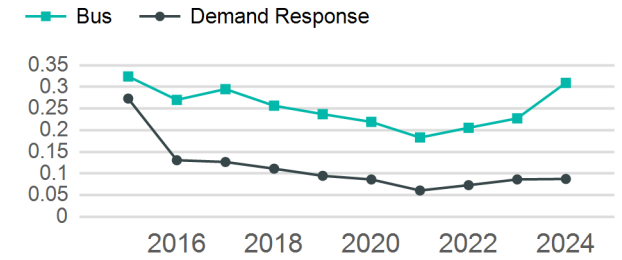
Service Supplied

Annual Vehicle Revenue Miles (VRM)	639,419
Annual Vehicle Revenue Hours (VRH)	28,734
Vehicles Operated in Maximum Service (VOMS)	14

Modal Characteristics

Mode	Annual Unlinked Passenger Trips	Directly Operated VOMS	Purchased Transportation VOMS	Annual Vehicle Revenue Miles	Annual Vehicle Revenue Hours
Bus	144,734	0	8	467,633	20,905
Demand Response	15,002	0	6	171,786	7,829
Total	159,736	0	14	639,419	28,734

Unlinked Passenger Trip per Vehicle Revenue Mile



Metrics

Service Efficiency

Service Effectiveness

Mode	OE per VRM	OE per VRH	UPT per VRM	UPT per VRH	OE per UPT
Bus	\$3.65	\$81.61	0.3	6.9	\$11.79
Demand Response	\$3.18	\$69.79	0.1	1.9	\$36.42
Total	\$3.52	\$78.39	0.2	5.6	\$14.10

2024 Annual Agency Profile - Tehama County (NTD ID 91089)

2024 Funding Breakdown

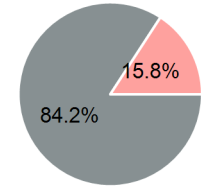
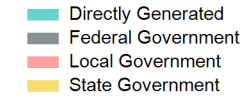
Summary of Operating Expenses (OE)

Mode	Operating Expenses	Fare Revenues
Bus	\$1,706,141	\$0
Demand Response	\$546,419	\$0
Total	\$2,252,560	\$0

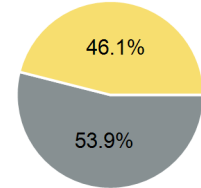
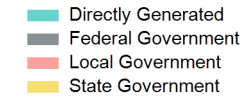
Sources of Operating Funds Expended

Directly Generated	\$0
Federal Government	\$1,896,709
Local Government	\$355,851
State Government	\$0
Total Operating Funds Expended	\$2,252,560

Operating Funding Sources



Capital Funding Sources



Sources of Capital Funds Expended

Directly Generated	\$0
Federal Government	\$1,584,599
Local Government	\$0
State Government	\$1,353,293
Total Capital Funds Expended	\$2,937,892

2024 Asset Management

Transit Asset Management (TAM) Tier Tier II

TAM Sponsor NTD ID

Metrics

Mode	Average Fleet Age in Years
Bus	5.5
Demand Response	5.1