

# 2024 Annual Agency Profile - City of Douglas (NTD ID 91052)

**Mailing Address:** 425 E 10th St  
Douglas, AZ

**Website:** <https://www.douglasaz.gov/283/Public-Transportation>

## Service Consumed

**Annual Unlinked Trips (UPT)** 52,188

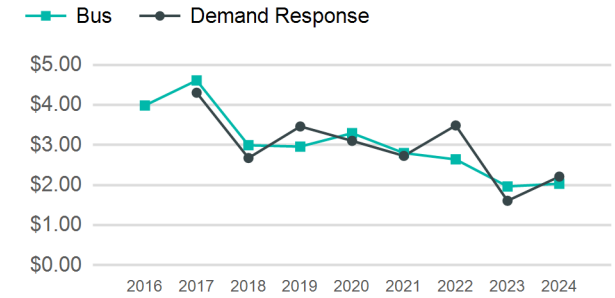
## Service Supplied

**Annual Vehicle Revenue Miles (VRM)** 218,159

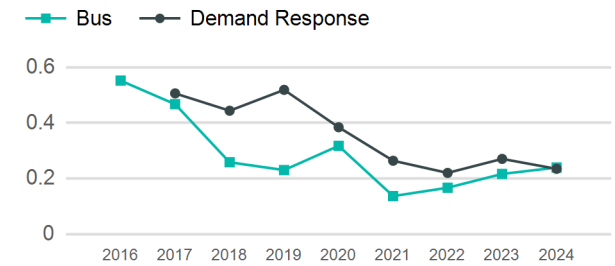
**Annual Vehicle Revenue Hours (VRH)** 12,153

**Vehicles Operated in Maximum Service (VOMS)** 8

## Operating Expenses per Vehicle Revenue Mile



## Unlinked Passenger Trip per Vehicle Revenue Mile



## Assets

**Revenue Vehicles** 10  
**Service Vehicles**  
**Facilities**

## Modal Characteristics

Mode	Annual Unlinked Passenger Trips	Directly Operated VOMS	Purchased Transportation VOMS	Annual Vehicle Revenue Miles	Annual Vehicle Revenue Hours
Bus	46,743	6	0	194,991	9,769
Demand Response	5,445	2	0	23,168	2,384
<b>Total</b>	<b>52,188</b>	<b>8</b>	<b>0</b>	<b>218,159</b>	<b>12,153</b>

## Service Efficiency

## Service Effectiveness

Mode	OE per VRM	OE per VRH	UPT per VRM	UPT per VRH	OE per UPT
Bus	\$2.03	\$40.62	0.2	4.8	\$8.49
Demand Response	\$2.21	\$21.51	0.2	2.3	\$9.42
<b>Total</b>	<b>\$2.05</b>	<b>\$36.87</b>	<b>0.2</b>	<b>4.3</b>	<b>\$8.59</b>

# 2024 Annual Agency Profile - City of Douglas (NTD ID 91052)

## 2024 Funding Breakdown

### Summary of Operating Expenses (OE)

Mode	Operating Expenses	Fare Revenues
Bus	\$396,796	\$29,521
Demand Response	\$51,277	\$0
<b>Total</b>	<b>\$448,073</b>	<b>\$29,521</b>

### Sources of Operating Funds Expended

Directly Generated	\$29,521
Federal Government	\$294,568
Local Government	\$123,984
State Government	\$0
<b>Total Operating Funds Expended</b>	<b>\$448,073</b>

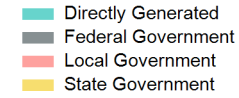
### Operating Funding Sources



### Capital Funding Sources

### Sources of Capital Funds Expended

Directly Generated	\$0
Federal Government	\$0
Local Government	\$0
State Government	\$0
<b>Total Capital Funds Expended</b>	<b>\$0</b>



## 2024 Asset Management

Transit Asset Management (TAM) Tier Tier II

TAM Sponsor NTD ID

### Metrics

Mode	Average Fleet Age in Years
Bus	11.3
Demand Response	10.7