

2024 Annual Agency Profile - Lincoln County (NTD ID 91022)

Mailing Address: 181 MAIN ST
PIOCHE, NV

Website: <http://www.lincolncountynv.org>

Service Consumed

Annual Unlinked Trips (UPT) 1,452

Service Supplied

Annual Vehicle Revenue Miles (VRM) 30,533

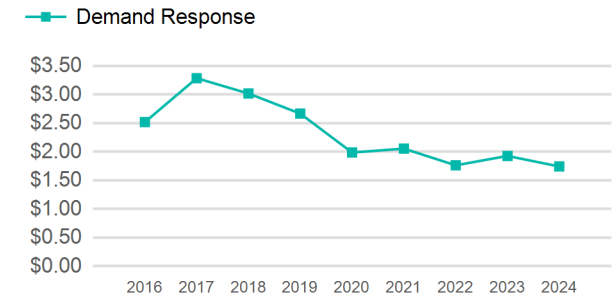
Annual Vehicle Revenue Hours (VRH) 1,680

Vehicles Operated in Maximum Service (VOMS) 2

Assets

Revenue Vehicles 4
Service Vehicles
Facilities

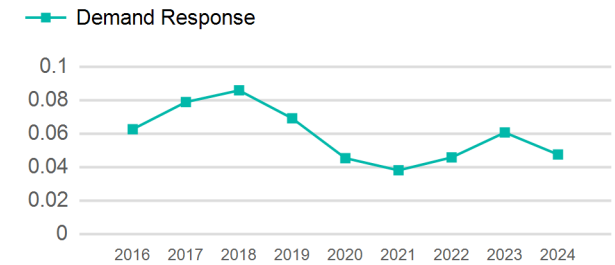
Operating Expenses per Vehicle Revenue Mile



Modal Characteristics

Mode	Annual Unlinked Passenger Trips	Directly Operated VOMS	Purchased Transportation VOMS	Annual Vehicle Revenue Miles	Annual Vehicle Revenue Hours
Demand Response	1,452	2	0	30,533	1,680
Total	1,452	2	0	30,533	1,680

Unlinked Passenger Trip per Vehicle Revenue Mile



Metrics

Mode	Service Efficiency		Service Effectiveness		
	OE per VRM	OE per VRH	UPT per VRM	UPT per VRH	OE per UPT
Demand Response	\$1.74	\$31.67	0.0	0.9	\$36.65
Total	\$1.74	\$31.67	0.0	0.9	\$36.65

2024 Annual Agency Profile - Lincoln County (NTD ID 91022)

2024 Funding Breakdown

Summary of Operating Expenses (OE)

Mode	Operating Expenses	Fare Revenues
Demand Response	\$53,213	\$1,985
Total	\$53,213	\$1,985

Sources of Operating Funds Expended

Directly Generated	\$1,985
Federal Government	\$38,926
Local Government	\$12,302
State Government	\$0
Total Operating Funds Expended	\$53,213

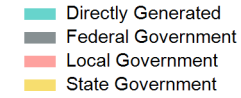
Operating Funding Sources



Capital Funding Sources

Sources of Capital Funds Expended

Directly Generated	\$0
Federal Government	\$0
Local Government	\$0
State Government	\$0
Total Capital Funds Expended	\$0



2024 Asset Management

Transit Asset Management (TAM) Tier Tier II

TAM Sponsor NTD ID

Metrics

Mode	Average Fleet Age in Years
Demand Response	7.0