

2024 Annual Agency Profile - City of Carson (NTD ID 90258)

Mailing Address: 701 E CARSON ST
CARSON, CA

Website: <http://ci.carson.ca.us/CommunityServices/Transportation.aspx>

Geographic Coverage

Primary Urbanized/Rural Area Los Angeles--Long Beach--Anaheim, CA
Service Area Population 95,558
Service Area Sq. Miles 19
Other Areas Served:

Assets

Revenue Vehicles 19
Service Vehicles
Facilities

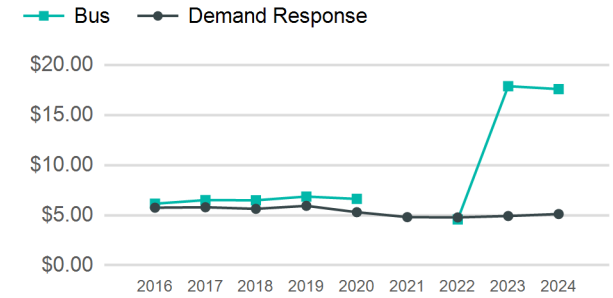
Service Consumed

Annual Unlinked Trips (UPT) 47,095

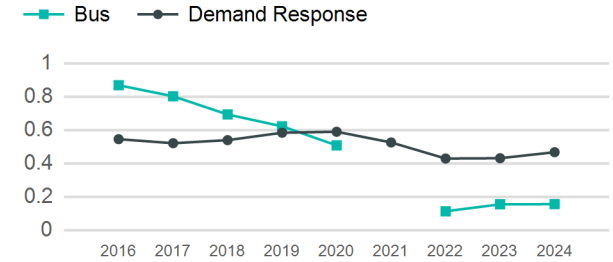
Service Supplied

Annual Vehicle Revenue Miles (VRM) 119,114
Annual Vehicle Revenue Hours (VRH) 8,255
Vehicles Operated in Maximum Service (VOMS) 19

Operating Expenses per Vehicle Revenue Mile



Unlinked Passenger Trip per Vehicle Revenue Mile



Modal Characteristics

Mode	Annual Unlinked Passenger Trips	Directly Operated VOMS	Purchased Transportation VOMS	Annual Vehicle Revenue Miles	Annual Vehicle Revenue Hours
Bus	4,305	4	0	27,569	2,946
Demand Response	42,790	0	15	91,545	5,309
Total	47,095	4	15	119,114	8,255

Metrics

Service Efficiency

Service Effectiveness

Mode	OE per VRM	OE per VRH	UPT per VRM	UPT per VRH	OE per UPT
Bus	\$17.58	\$164.54	0.2	1.5	\$112.60
Demand Response	\$5.12	\$88.21	0.5	8.1	\$10.94
Total	\$8.00	\$115.45	0.4	5.7	\$20.24

2024 Annual Agency Profile - City of Carson (NTD ID 90258)

2024 Funding Breakdown

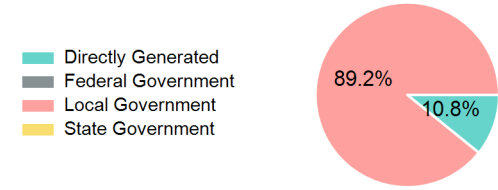
Summary of Operating Expenses (OE)

Mode	Operating Expenses	Fare Revenues
Bus	\$484,736	\$181
Demand Response	\$468,298	\$112,883
Total	\$953,034	\$113,064

Sources of Operating Funds Expended

Directly Generated	\$113,064
Federal Government	\$0
Local Government	\$936,176
State Government	\$0
Total Operating Funds Expended	\$1,049,240

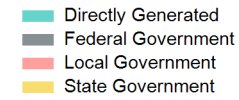
Operating Funding Sources



Capital Funding Sources

Sources of Capital Funds Expended

Directly Generated	\$0
Federal Government	\$0
Local Government	\$0
State Government	\$0
Total Capital Funds Expended	\$0



2024 Asset Management

Transit Asset Management (TAM) Tier Tier II

TAM Sponsor NTD ID

Metrics

Mode	Average Fleet Age in Years
Bus	7.8
Demand Response	0.0