

2024 Annual Agency Profile - City of Burbank (NTD ID 90256)

Mailing Address: 275 E OLIVE AVE
BURBANK, CA

Website: www.burbankbus.org

Geographic Coverage

Primary Urbanized/Rural Area Los Angeles--Long Beach--Anaheim, CA
Service Area Population 107,337
Service Area Sq. Miles 17
Other Areas Served:

Service Consumed

Annual Unlinked Trips (UPT) 211,543

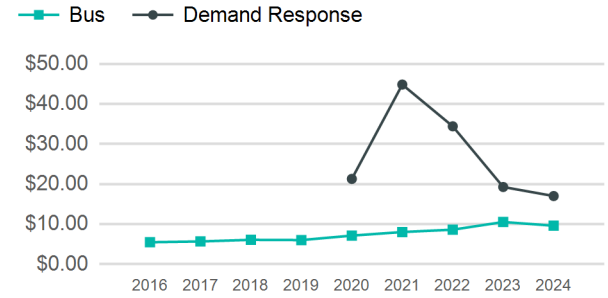
Assets

Revenue Vehicles 26
Service Vehicles 1
Facilities

Service Supplied

Annual Vehicle Revenue Miles (VRM) 305,544
Annual Vehicle Revenue Hours (VRH) 29,859
Vehicles Operated in Maximum Service (VOMS) 17

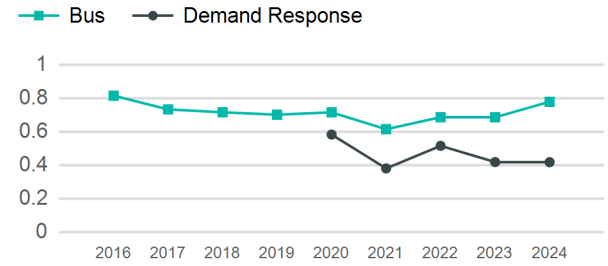
Operating Expenses per Vehicle Revenue Mile



Modal Characteristics

Mode	Annual Unlinked Passenger Trips	Directly Operated VOMS	Purchased Transportation VOMS	Annual Vehicle Revenue Miles	Annual Vehicle Revenue Hours
Bus	181,041	0	11	232,511	21,318
Demand Response	30,502	6	0	73,033	8,541
Total	211,543	6	11	305,544	29,859

Unlinked Passenger Trip per Vehicle Revenue Mile



Metrics

Service Efficiency

Service Effectiveness

Mode	OE per VRM	OE per VRH	UPT per VRM	UPT per VRH	OE per UPT
Bus	\$9.63	\$105.05	0.8	8.5	\$12.37
Demand Response	\$17.03	\$145.60	0.4	3.6	\$40.77
Total	\$11.40	\$116.65	0.7	7.1	\$16.46

2024 Annual Agency Profile - City of Burbank (NTD ID 90256)

2024 Funding Breakdown

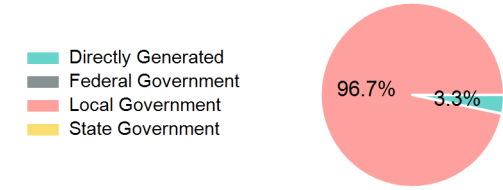
Summary of Operating Expenses (OE)

Mode	Operating Expenses	Fare Revenues
Bus	\$2,239,408	\$112,376
Demand Response	\$1,243,536	\$9,731
Total	\$3,482,944	\$122,107

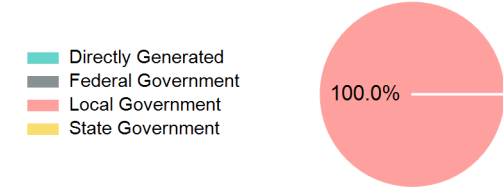
Sources of Operating Funds Expended

Directly Generated	\$122,107
Federal Government	\$0
Local Government	\$3,602,013
State Government	\$0
Total Operating Funds Expended	\$3,724,120

Operating Funding Sources



Capital Funding Sources



Sources of Capital Funds Expended

Directly Generated	\$0
Federal Government	\$0
Local Government	\$4,502,829
State Government	\$0
Total Capital Funds Expended	\$4,502,829

2024 Asset Management

Transit Asset Management (TAM) Tier Tier II

TAM Sponsor NTD ID

Metrics

Mode	Average Fleet Age in Years
Bus	6.9
Demand Response	5.8