

# 2024 Annual Agency Profile - City of Atascadero (NTD ID 90194)

**Mailing Address:** 6500 PALMA AVE  
ATASCADERO, CA

**Website:** <https://www.atascadero.org/service/publictransit>

## Geographic Coverage

**Primary Urbanized/Rural Area** El Paso de Robles (Paso Robles)--Atascadero, CA  
**Service Area Population** 30,418  
**Service Area Sq. Miles** 25  
**Other Areas Served:**

## Assets

**Revenue Vehicles** 4  
**Service Vehicles** 1  
**Facilities**

## Service Consumed

**Annual Unlinked Trips (UPT)** 6,164

## Service Supplied

**Annual Vehicle Revenue Miles (VRM)** 31,287  
**Annual Vehicle Revenue Hours (VRH)** 2,573  
**Vehicles Operated in Maximum Service (VOMS)** 2

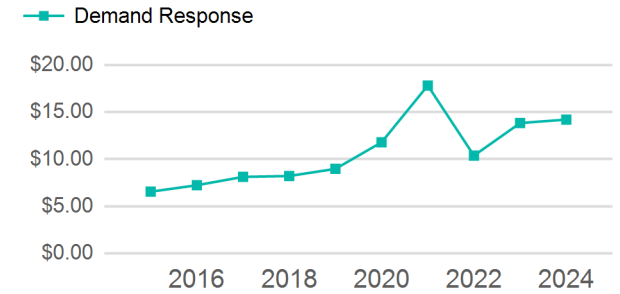
## Modal Characteristics

Mode	Annual Unlinked Passenger Trips	Directly Operated VOMS	Purchased Transportation VOMS	Annual Vehicle Revenue Miles	Annual Vehicle Revenue Hours
Demand Response	6,164	0	2	31,287	2,573
<b>Total</b>	<b>6,164</b>	<b>0</b>	<b>2</b>	<b>31,287</b>	<b>2,573</b>

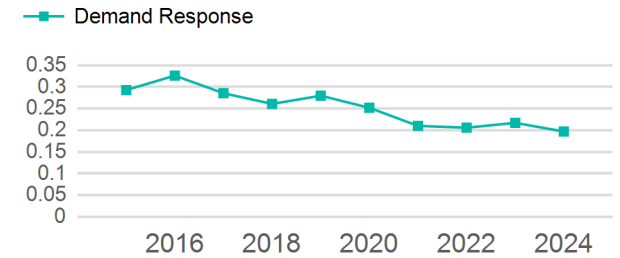
## Metrics

Mode	Service Efficiency		Service Effectiveness		
	OE per VRM	OE per VRH	UPT per VRM	UPT per VRH	OE per UPT
Demand Response	\$14.20	\$172.67	0.2	2.4	\$72.08
<b>Total</b>	<b>\$14.20</b>	<b>\$172.67</b>	<b>0.2</b>	<b>2.4</b>	<b>\$72.08</b>

## Operating Expenses per Vehicle Revenue Mile



## Unlinked Passenger Trip per Vehicle Revenue Mile



# 2024 Annual Agency Profile - City of Atascadero (NTD ID 90194)

## 2024 Funding Breakdown

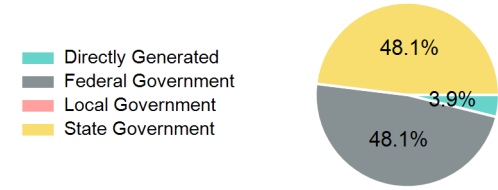
### Summary of Operating Expenses (OE)

Mode	Operating Expenses	Fare Revenues
Demand Response	\$444,275	\$17,130
<b>Total</b>	<b>\$444,275</b>	<b>\$17,130</b>

### Sources of Operating Funds Expended

Directly Generated	\$17,130
Federal Government	\$213,572
Local Government	\$0
State Government	\$213,573
<b>Total Operating Funds Expended</b>	<b>\$444,275</b>

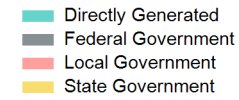
### Operating Funding Sources



### Capital Funding Sources

### Sources of Capital Funds Expended

Directly Generated	\$0
Federal Government	\$0
Local Government	\$0
State Government	\$0
<b>Total Capital Funds Expended</b>	<b>\$0</b>



## 2024 Asset Management

Transit Asset Management (TAM) Tier Tier II

TAM Sponsor NTD ID

### Metrics

Mode	Average Fleet Age in Years
Demand Response	7.0