

# 2024 Annual Agency Profile - City of Davis (NTD ID 90167)

**Mailing Address:** 23 RUSSELL BLVD STE 1  
DAVIS, CA

**Website:** <http://cityofdavis.org/city-hall/parks-and-community-services/davis-community-transit>

## Geographic Coverage

**Primary Urbanized/Rural Area** Davis, CA  
**Service Area Population** 69,289  
**Service Area Sq. Miles** 21  
**Other Areas Served:**  
 California Non-UZA

## Assets

**Revenue Vehicles** 5  
**Service Vehicles**  
**Facilities**

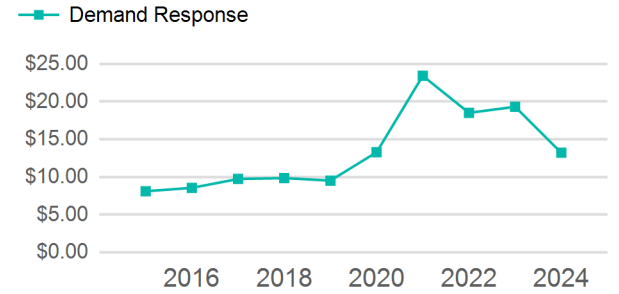
## Service Consumed

**Annual Unlinked Trips (UPT)** 14,408

## Service Supplied

**Annual Vehicle Revenue Miles (VRM)** 54,027  
**Annual Vehicle Revenue Hours (VRH)** 5,021  
**Vehicles Operated in Maximum Service (VOMS)** 3

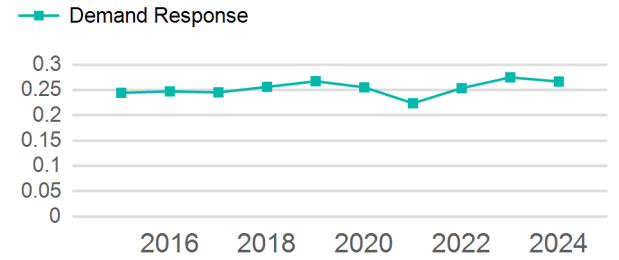
## Operating Expenses per Vehicle Revenue Mile



## Modal Characteristics

Mode	Annual Unlinked Passenger Trips	Directly Operated VOMS	Purchased Transportation VOMS	Annual Vehicle Revenue Miles	Annual Vehicle Revenue Hours
Demand Response	14,408	3	0	54,027	5,021
<b>Total</b>	<b>14,408</b>	<b>3</b>	<b>0</b>	<b>54,027</b>	<b>5,021</b>

## Unlinked Passenger Trip per Vehicle Revenue Mile



Mode	Service Efficiency		Service Effectiveness		
	OE per VRM	OE per VRH	UPT per VRM	UPT per VRH	OE per UPT
Demand Response	\$13.21	\$142.18	0.3	2.9	\$49.55
<b>Total</b>	<b>\$13.21</b>	<b>\$142.18</b>	<b>0.3</b>	<b>2.9</b>	<b>\$49.55</b>

# 2024 Annual Agency Profile - City of Davis (NTD ID 90167)

## 2024 Funding Breakdown

### Summary of Operating Expenses (OE)

Mode	Operating Expenses	Fare Revenues
Demand Response	\$713,903	\$25,277
<b>Total</b>	<b>\$713,903</b>	<b>\$25,277</b>

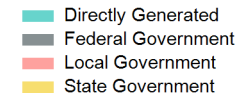
### Sources of Operating Funds Expended

Directly Generated	\$25,277
Federal Government	\$0
Local Government	\$688,626
State Government	\$0
<b>Total Operating Funds Expended</b>	<b>\$713,903</b>

### Operating Funding Sources



### Capital Funding Sources



### Sources of Capital Funds Expended

Directly Generated	\$0
Federal Government	\$0
Local Government	\$70,670
State Government	\$0
<b>Total Capital Funds Expended</b>	<b>\$70,670</b>

## 2024 Asset Management

Transit Asset Management (TAM) Tier Tier II

TAM Sponsor NTD ID

### Metrics

Mode	Average Fleet Age in Years
Demand Response	4.2