

2024 Annual Agency Profile - Town of Vail (NTD ID 88298)

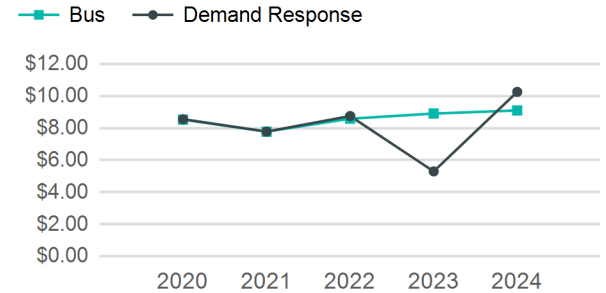
Mailing Address: 75 S FRONTAGE RD W
VAIL, CO

Website: <https://www.vail.gov/government/departments/transportation-services/bus-information>

Service Consumed

Annual Unlinked Trips (UPT) 2,623,594

Operating Expenses per Vehicle Revenue Mile



Assets

Revenue Vehicles	34
Service Vehicles	6
Facilities	5

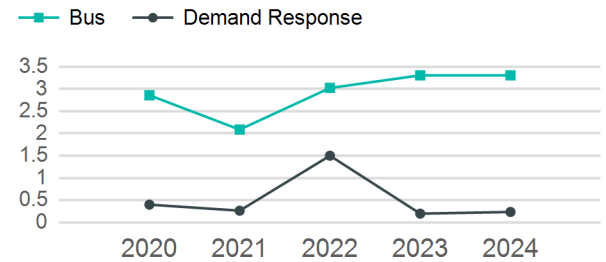
Service Supplied

Annual Vehicle Revenue Miles (VRM)	794,272
Annual Vehicle Revenue Hours (VRH)	68,579
Vehicles Operated in Maximum Service (VOMS)	27

Modal Characteristics

Mode	Annual Unlinked Passenger Trips	Directly Operated VOMS	Purchased Transportation VOMS	Annual Vehicle Revenue Miles	Annual Vehicle Revenue Hours
Bus	2,623,386	26	0	793,391	68,493
Demand Response	208	1	0	881	86
Total	2,623,594	27	0	794,272	68,579

Unlinked Passenger Trip per Vehicle Revenue Mile



Metrics

Service Efficiency

Service Effectiveness

Mode	OE per VRM	OE per VRH	UPT per VRM	UPT per VRH	OE per UPT
Bus	\$9.10	\$105.38	3.3	38.3	\$2.75
Demand Response	\$10.25	\$105.05	0.2	2.4	\$43.43
Total	\$9.10	\$105.38	3.3	38.3	\$2.75

2024 Annual Agency Profile - Town of Vail (NTD ID 88298)

2024 Funding Breakdown

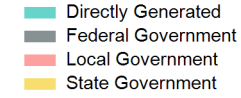
Summary of Operating Expenses (OE)

Mode	Operating Expenses	Fare Revenues
Bus	\$7,217,850	\$0
Demand Response	\$9,034	\$0
Total	\$7,226,884	\$0

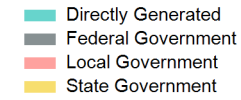
Sources of Operating Funds Expended

Directly Generated	\$0
Federal Government	\$236,152
Local Government	\$6,990,732
State Government	\$0
Total Operating Funds Expended	\$7,226,884

Operating Funding Sources



Capital Funding Sources



Sources of Capital Funds Expended

Directly Generated	\$0
Federal Government	\$1,831,120
Local Government	\$3,099,034
State Government	\$2,320,276
Total Capital Funds Expended	\$7,250,430

2024 Asset Management

Transit Asset Management (TAM) Tier Tier II

TAM Sponsor NTD ID

Metrics

Mode	Average Fleet Age in Years
Bus	4.9
Demand Response	10.0