

2024 Annual Agency Profile - Teller Senior Coalition (NTD ID 88230)

Mailing Address: 11115 US HIGHWAY 24 UNIT 2D
DIVIDE, CO

Website: <https://www.tellerseniorcoalition.org/transportation>

Service Consumed

Annual Unlinked Trips (UPT) 11,964

Service Supplied

Annual Vehicle Revenue Miles (VRM) 241,673

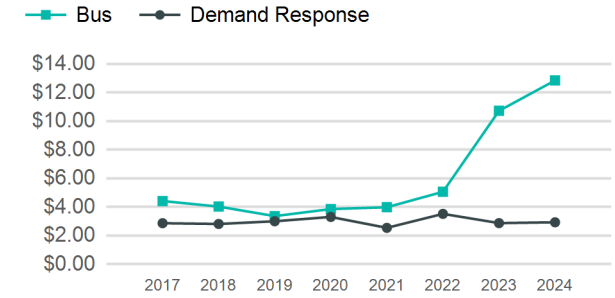
Annual Vehicle Revenue Hours (VRH) 13,111

Vehicles Operated in Maximum Service (VOMS) 13

Assets

Revenue Vehicles 13
Service Vehicles
Facilities

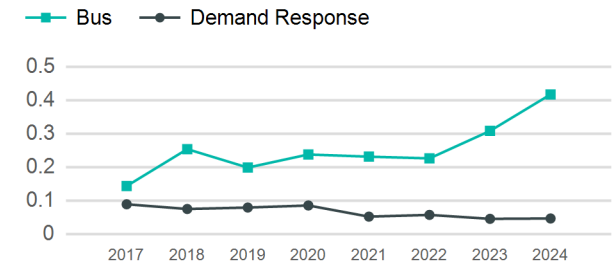
Operating Expenses per Vehicle Revenue Mile



Modal Characteristics

Mode	Annual Unlinked Passenger Trips	Directly Operated VOMS	Purchased Transportation VOMS	Annual Vehicle Revenue Miles	Annual Vehicle Revenue Hours
Bus	776	1	0	1,860	235
Demand Response	11,188	12	0	239,813	12,876
Total	11,964	13	0	241,673	13,111

Unlinked Passenger Trip per Vehicle Revenue Mile



Metrics

Service Efficiency

Service Effectiveness

Mode	OE per VRM	OE per VRH	UPT per VRM	UPT per VRH	OE per UPT
Bus	\$12.85	\$101.67	0.4	3.3	\$30.79
Demand Response	\$2.93	\$54.63	0.0	0.9	\$62.88
Total	\$3.01	\$55.48	0.0	0.9	\$60.80

2024 Annual Agency Profile - Teller Senior Coalition (NTD ID 88230)

2024 Funding Breakdown

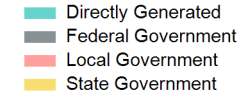
Summary of Operating Expenses (OE)

Mode	Operating Expenses	Fare Revenues
Bus	\$23,892	\$0
Demand Response	\$703,475	\$266,121
Total	\$727,367	\$266,121

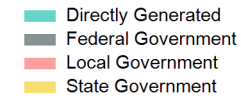
Sources of Operating Funds Expended

Directly Generated	\$277,948
Federal Government	\$351,947
Local Government	\$14,625
State Government	\$82,847
Total Operating Funds Expended	\$727,367

Operating Funding Sources



Capital Funding Sources



Sources of Capital Funds Expended

Directly Generated	\$0
Federal Government	\$0
Local Government	\$0
State Government	\$97,044
Total Capital Funds Expended	\$97,044

2024 Asset Management

Transit Asset Management (TAM) Tier Tier II

TAM Sponsor NTD ID

Metrics

Mode	Average Fleet Age in Years
Bus	8.0
Demand Response	4.3