

2024 Annual Agency Profile - Town of Telluride (NTD ID 88226)

Mailing Address: 113 W COLUMBIA AVENUE
TELLURIDE, CO

Website: <http://www.telluride-co.gov/254/Public-Transportation>

Service Consumed

Annual Unlinked Trips (UPT) 137,932

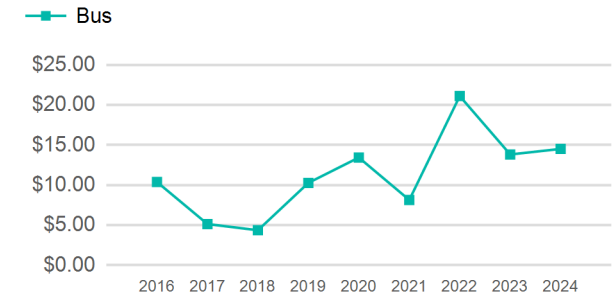
Service Supplied

Annual Vehicle Revenue Miles (VRM) 76,414

Annual Vehicle Revenue Hours (VRH) 9,482

Vehicles Operated in Maximum Service (VOMS) 2

Operating Expenses per Vehicle Revenue Mile



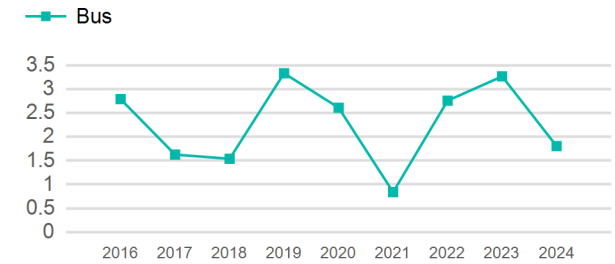
Assets

Revenue Vehicles	7
Service Vehicles	1
Facilities	3

Modal Characteristics

Mode	Annual Unlinked Passenger Trips	Directly Operated VOMS	Purchased Transportation VOMS	Annual Vehicle Revenue Miles	Annual Vehicle Revenue Hours
Bus	137,932	2	0	76,414	9,482
Total	137,932	2	0	76,414	9,482

Unlinked Passenger Trip per Vehicle Revenue Mile



Metrics

Service Efficiency

Service Effectiveness

Mode	OE per VRM	OE per VRH	UPT per VRM	UPT per VRH	OE per UPT
Bus	\$14.52	\$117.01	1.8	14.5	\$8.04
Total	\$14.52	\$117.01	1.8	14.5	\$8.04

2024 Annual Agency Profile - Town of Telluride (NTD ID 88226)

2024 Funding Breakdown

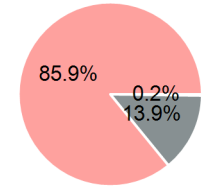
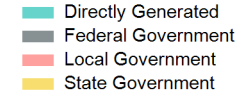
Summary of Operating Expenses (OE)

Mode	Operating Expenses	Fare Revenues
Bus	\$1,109,533	\$0
Total	\$1,109,533	\$0

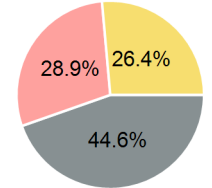
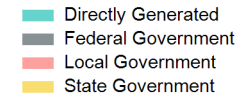
Sources of Operating Funds Expended

Directly Generated	\$2,454
Federal Government	\$153,740
Local Government	\$953,339
State Government	\$0
Total Operating Funds Expended	\$1,109,533

Operating Funding Sources



Capital Funding Sources



Sources of Capital Funds Expended

Directly Generated	\$0
Federal Government	\$155,532
Local Government	\$100,784
State Government	\$92,074
Total Capital Funds Expended	\$348,390

2024 Asset Management

Transit Asset Management (TAM) Tier Tier II

TAM Sponsor NTD ID

Metrics

Mode	Average Fleet Age in Years
Bus	4.9