

# 2024 Annual Agency Profile - Fort Belknap Indian Community (NTD ID 88170)

Mailing Address: 656 AGENCY MAIN ST  
HARLEM, MT

Website: www.ftbelknap.org

## Geographic Coverage

Primary Urbanized/Rural Area: Montana Non-UZA

Other Areas Served:

## Assets

Revenue Vehicles: 5

Service Vehicles

Facilities: 1

## Service Consumed

Annual Unlinked Trips (UPT): 5,354

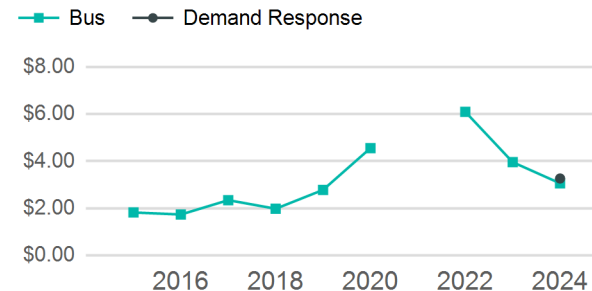
## Service Supplied

Annual Vehicle Revenue Miles (VRM): 78,349

Annual Vehicle Revenue Hours (VRH): 1,862

Vehicles Operated in Maximum Service (VOMS): 2

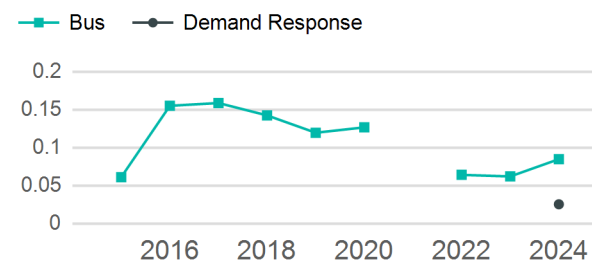
## Operating Expenses per Vehicle Revenue Mile



## Modal Characteristics

Mode	Annual Unlinked Passenger Trips	Directly Operated VOMS	Purchased Transportation VOMS	Annual Vehicle Revenue Miles	Annual Vehicle Revenue Hours
Bus	4,801	1	0	56,598	1,380
Demand Response	553	1	0	21,751	482
<b>Total</b>	<b>5,354</b>	<b>2</b>	<b>0</b>	<b>78,349</b>	<b>1,862</b>

## Unlinked Passenger Trip per Vehicle Revenue Mile



## Metrics

### Service Efficiency

### Service Effectiveness

Mode	OE per VRM	OE per VRH	UPT per VRM	UPT per VRH	OE per UPT
Bus	\$3.06	\$125.54	0.1	3.5	\$36.08
Demand Response	\$3.27	\$147.38	0.0	1.1	\$128.45
<b>Total</b>	<b>\$3.12</b>	<b>\$131.19</b>	<b>0.1</b>	<b>2.9</b>	<b>\$45.63</b>

# 2024 Annual Agency Profile - Fort Belknap Indian Community (NTD ID 88170)

## 2024 Funding Breakdown

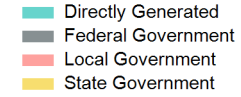
### Summary of Operating Expenses (OE)

Mode	Operating Expenses	Fare Revenues
Bus	\$173,242	\$0
Demand Response	\$71,035	\$0
<b>Total</b>	<b>\$244,277</b>	<b>\$0</b>

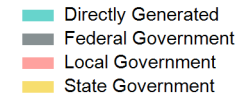
### Sources of Operating Funds Expended

Directly Generated	\$0
Federal Government	\$244,277
Local Government	\$0
State Government	\$0
<b>Total Operating Funds Expended</b>	<b>\$244,277</b>

### Operating Funding Sources



### Capital Funding Sources



### Sources of Capital Funds Expended

Directly Generated	\$0
Federal Government	\$65,180
Local Government	\$0
State Government	\$0
<b>Total Capital Funds Expended</b>	<b>\$65,180</b>

## 2024 Asset Management

Transit Asset Management (TAM) Tier Tier II

TAM Sponsor NTD ID

### Metrics

Mode	Average Fleet Age in Years
Bus	6.5
Demand Response	5.0