

2024 Annual Agency Profile - Chippewa Cree Tribe (NTD ID 88164)

Mailing Address: 96 CLINIC RD N
BOX ELDER, MT

Website: <http://www.chippewacree.org/>

Geographic Coverage

Primary Urbanized/Rural Area: Montana Non-UZA
Other Areas Served:

Service Consumed

Annual Unlinked Trips (UPT): 9,801

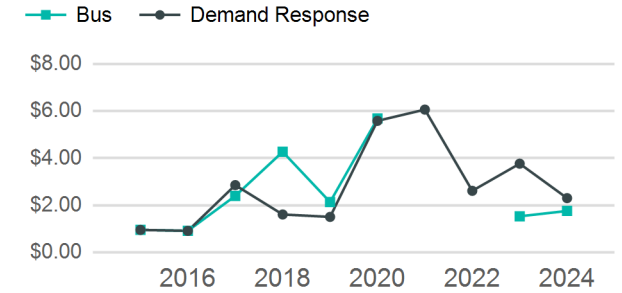
Assets

Revenue Vehicles: 14
Service Vehicles:
Facilities:

Service Supplied

Annual Vehicle Revenue Miles (VRM): 137,288
Annual Vehicle Revenue Hours (VRH): 3,758
Vehicles Operated in Maximum Service (VOMS): 3

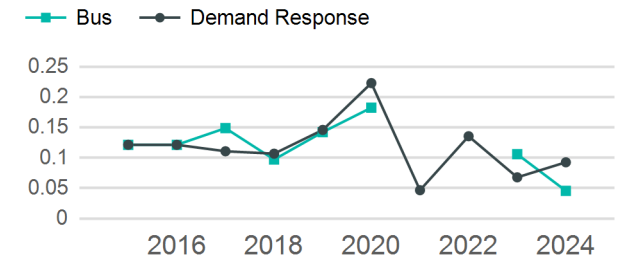
Operating Expenses per Vehicle Revenue Mile



Modal Characteristics

Mode	Annual Unlinked Passenger Trips	Directly Operated VOMS	Purchased Transportation VOMS	Annual Vehicle Revenue Miles	Annual Vehicle Revenue Hours
Bus	2,846	1	0	62,243	1,280
Demand Response	6,955	2	0	75,045	2,478
Total	9,801	3	0	137,288	3,758

Unlinked Passenger Trip per Vehicle Revenue Mile



Mode	Service Efficiency		Service Effectiveness		
	OE per VRM	OE per VRH	UPT per VRM	UPT per VRH	OE per UPT
Bus	\$1.76	\$85.62	0.0	2.2	\$38.51
Demand Response	\$2.30	\$69.80	0.1	2.8	\$24.87
Total	\$2.06	\$75.19	0.1	2.6	\$28.83

2024 Annual Agency Profile - Chippewa Cree Tribe (NTD ID 88164)

2024 Funding Breakdown

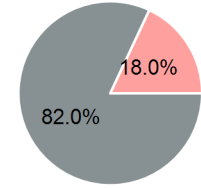
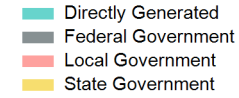
Summary of Operating Expenses (OE)

Mode	Operating Expenses	Fare Revenues
Bus	\$109,593	\$0
Demand Response	\$172,974	\$0
Total	\$282,567	\$0

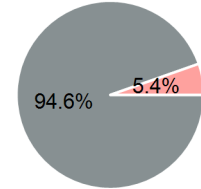
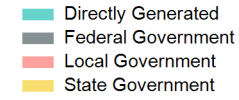
Sources of Operating Funds Expended

Directly Generated	\$0
Federal Government	\$231,701
Local Government	\$50,866
State Government	\$0
Total Operating Funds Expended	\$282,567

Operating Funding Sources



Capital Funding Sources



Sources of Capital Funds Expended

Directly Generated	\$0
Federal Government	\$110,597
Local Government	\$6,263
State Government	\$0
Total Capital Funds Expended	\$116,860

2024 Asset Management

Transit Asset Management (TAM) Tier Tier II

TAM Sponsor NTD ID

Metrics

Mode	Average Fleet Age in Years
Bus	4.6
Demand Response	4.6