

2024 Annual Agency Profile - Blackfeet Nation (NTD ID 88152)

Mailing Address: 640 ALL CHIEFS RD
BROWNING, MT

Website: www.mdt.mt.gov/travinfo/public_trans.shtml

Geographic Coverage

Primary Urbanized/Rural Area Montana Non-UZA

Other Areas Served:

Assets

Revenue Vehicles 13
Service Vehicles
Facilities 1

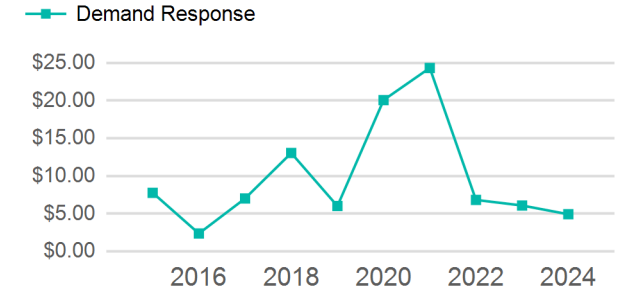
Service Consumed

Annual Unlinked Trips (UPT) 16,657

Service Supplied

Annual Vehicle Revenue Miles (VRM) 202,173
Annual Vehicle Revenue Hours (VRH) 10,558
Vehicles Operated in Maximum Service (VOMS) 13

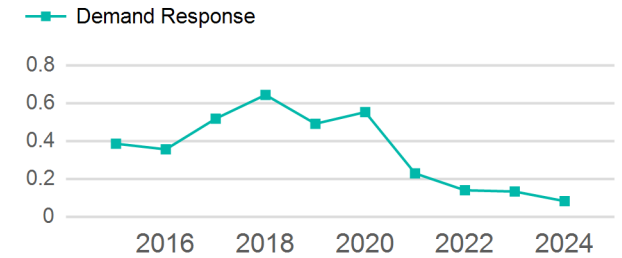
Operating Expenses per Vehicle Revenue Mile



Modal Characteristics

Mode	Annual Unlinked Passenger Trips	Directly Operated VOMS	Purchased Transportation VOMS	Annual Vehicle Revenue Miles	Annual Vehicle Revenue Hours
Demand Response	16,657	13	0	202,173	10,558
Total	16,657	13	0	202,173	10,558

Unlinked Passenger Trip per Vehicle Revenue Mile



Metrics

Service Efficiency

Service Effectiveness

Mode	OE per VRM	OE per VRH	UPT per VRM	UPT per VRH	OE per UPT
Demand Response	\$4.93	\$94.43	0.1	1.6	\$59.85
Total	\$4.93	\$94.43	0.1	1.6	\$59.85

2024 Annual Agency Profile - Blackfeet Nation (NTD ID 88152)

2024 Funding Breakdown

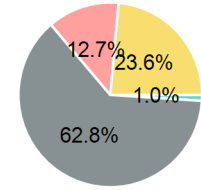
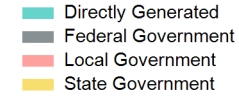
Summary of Operating Expenses (OE)

Mode	Operating Expenses	Fare Revenues
Demand Response	\$996,964	\$10,220
Total	\$996,964	\$10,220

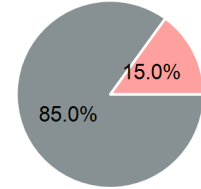
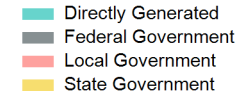
Sources of Operating Funds Expended

Directly Generated	\$10,220
Federal Government	\$625,729
Local Government	\$126,228
State Government	\$234,787
Total Operating Funds Expended	\$996,964

Operating Funding Sources



Capital Funding Sources



Sources of Capital Funds Expended

Directly Generated	\$0
Federal Government	\$152,599
Local Government	\$26,931
State Government	\$0
Total Capital Funds Expended	\$179,530

2024 Asset Management

Transit Asset Management (TAM) Tier Tier II

TAM Sponsor NTD ID

Metrics

Mode	Average Fleet Age in Years
Demand Response	6.3