

2024 Annual Agency Profile - Oglala Sioux Tribe (NTD ID 88122)

Mailing Address: 107 W MAIN ST
PINE RIDGE, SD

Website:

Geographic Coverage

Primary Urbanized/Rural Area South Dakota Non-UZA
Other Areas Served:

Assets

Revenue Vehicles 9
Service Vehicles 2
Facilities 1

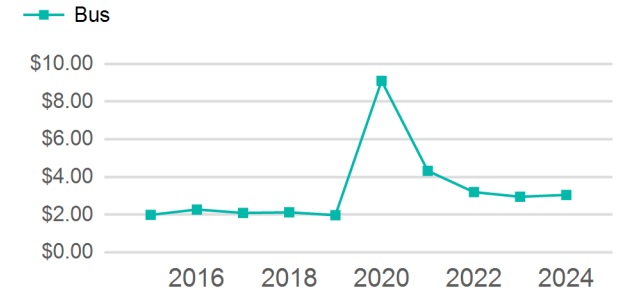
Service Consumed

Annual Unlinked Trips (UPT) 12,234

Service Supplied

Annual Vehicle Revenue Miles (VRM) 297,396
Annual Vehicle Revenue Hours (VRH) 8,532
Vehicles Operated in Maximum Service (VOMS) 7

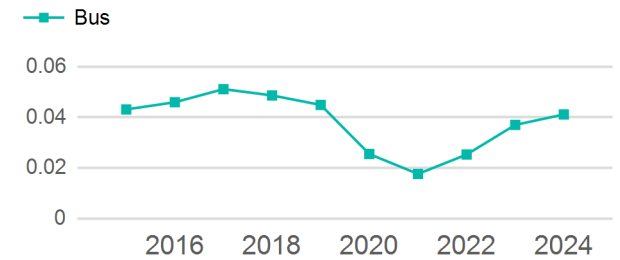
Operating Expenses per Vehicle Revenue Mile



Modal Characteristics

Mode	Annual Unlinked Passenger Trips	Directly Operated VOMS	Purchased Transportation VOMS	Annual Vehicle Revenue Miles	Annual Vehicle Revenue Hours
Bus	12,234	7	0	297,396	8,532
Total	12,234	7	0	297,396	8,532

Unlinked Passenger Trip per Vehicle Revenue Mile



Metrics

Service Efficiency

Service Effectiveness

Mode	OE per VRM	OE per VRH	UPT per VRM	UPT per VRH	OE per UPT
Bus	\$3.05	\$106.38	0.0	1.4	\$74.19
Total	\$3.05	\$106.38	0.0	1.4	\$74.19

2024 Annual Agency Profile - Oglala Sioux Tribe (NTD ID 88122)

2024 Funding Breakdown

Summary of Operating Expenses (OE)

Mode	Operating Expenses	Fare Revenues
Bus	\$907,647	\$89,328
Total	\$907,647	\$89,328

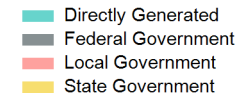
Sources of Operating Funds Expended

Directly Generated	\$93,570
Federal Government	\$814,077
Local Government	\$0
State Government	\$0
Total Operating Funds Expended	\$907,647

Operating Funding Sources



Capital Funding Sources



Sources of Capital Funds Expended

Directly Generated	\$0
Federal Government	\$115,999
Local Government	\$0
State Government	\$0
Total Capital Funds Expended	\$115,999

2024 Asset Management

Transit Asset Management (TAM) Tier Tier II

TAM Sponsor NTD ID

Metrics

Mode	Average Fleet Age in Years
Bus	7.9