

2024 Annual Agency Profile - Services for Seniors, Inc. (NTD ID 80304)

Mailing Address: 1605 16TH ST
WHEATLAND, WY

Website:

Service Consumed

Annual Unlinked Trips (UPT) 8,396

Service Supplied

Annual Vehicle Revenue Miles (VRM) 18,799

Annual Vehicle Revenue Hours (VRH) 4,402

Vehicles Operated in Maximum Service (VOMS) 4

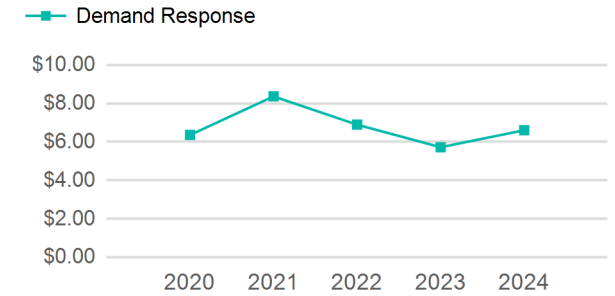
Assets

Revenue Vehicles 4

Service Vehicles

Facilities

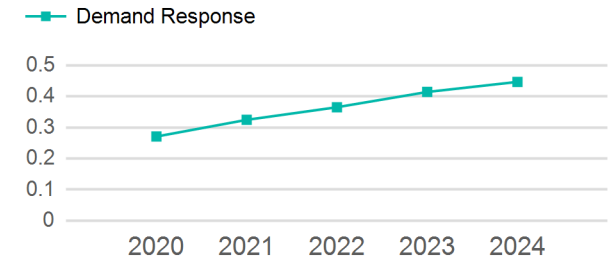
Operating Expenses per Vehicle Revenue Mile



Modal Characteristics

Mode	Annual Unlinked Passenger Trips	Directly Operated VOMS	Purchased Transportation VOMS	Annual Vehicle Revenue Miles	Annual Vehicle Revenue Hours
Demand Response	8,396	4	0	18,799	4,402
Total	8,396	4	0	18,799	4,402

Unlinked Passenger Trip per Vehicle Revenue Mile



Metrics

Mode	Service Efficiency		Service Effectiveness		
	OE per VRM	OE per VRH	UPT per VRM	UPT per VRH	OE per UPT
Demand Response	\$6.61	\$28.21	0.4	1.9	\$14.79
Total	\$6.61	\$28.21	0.4	1.9	\$14.79

2024 Annual Agency Profile - Services for Seniors, Inc. (NTD ID 80304)

2024 Funding Breakdown

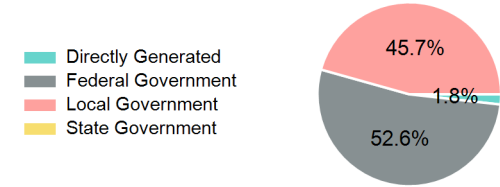
Summary of Operating Expenses (OE)

Mode	Operating Expenses	Fare Revenues
Demand Response	\$124,173	\$2,209
Total	\$124,173	\$2,209

Sources of Operating Funds Expended

Directly Generated	\$2,209
Federal Government	\$65,263
Local Government	\$56,701
State Government	\$0
Total Operating Funds Expended	\$124,173

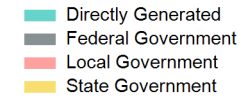
Operating Funding Sources



Capital Funding Sources

Sources of Capital Funds Expended

Directly Generated	\$0
Federal Government	\$0
Local Government	\$0
State Government	\$0
Total Capital Funds Expended	\$0



2024 Asset Management

Transit Asset Management (TAM) Tier Tier II

TAM Sponsor NTD ID

Metrics

Mode	Average Fleet Age in Years
Demand Response	6.5