

# 2024 Annual Agency Profile - Archuleta County (NTD ID 80280)

**Mailing Address:** 398 LEWIS STREET  
PAGOSA SPRINGS, CO

**Website:** <http://archuletacounty.org/681/Transportation-MET>

## Service Consumed

Annual Unlinked Trips (UPT) 9,377

## Service Supplied

Annual Vehicle Revenue Miles (VRM) 79,769

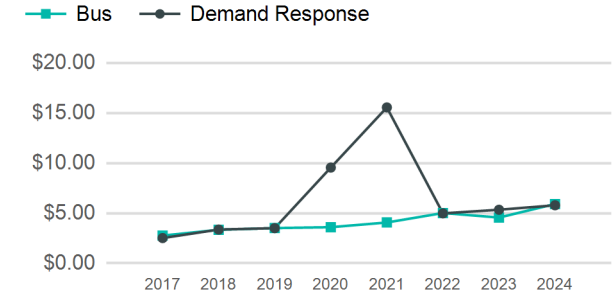
Annual Vehicle Revenue Hours (VRH) 5,857

Vehicles Operated in Maximum Service (VOMS) 6

## Assets

Revenue Vehicles 9  
Service Vehicles  
Facilities

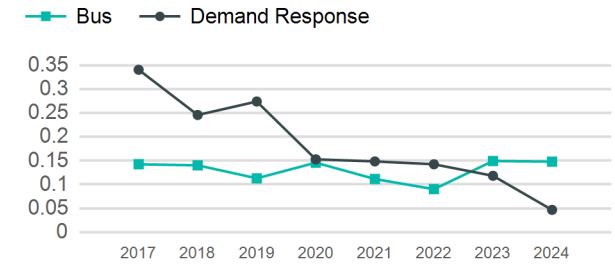
## Operating Expenses per Vehicle Revenue Mile



## Modal Characteristics

Mode	Annual Unlinked Passenger Trips	Directly Operated VOMS	Purchased Transportation VOMS	Annual Vehicle Revenue Miles	Annual Vehicle Revenue Hours
Bus	8,253	3	0	55,768	3,709
Demand Response	1,124	3	0	24,001	2,148
<b>Total</b>	<b>9,377</b>	<b>6</b>	<b>0</b>	<b>79,769</b>	<b>5,857</b>

## Unlinked Passenger Trip per Vehicle Revenue Mile



## Metrics

### Service Efficiency

### Service Effectiveness

Mode	OE per VRM	OE per VRH	UPT per VRM	UPT per VRH	OE per UPT
Bus	\$5.91	\$88.92	0.1	2.2	\$39.96
Demand Response	\$5.79	\$64.68	0.0	0.5	\$123.60
<b>Total</b>	<b>\$5.88</b>	<b>\$80.03</b>	<b>0.1</b>	<b>1.6</b>	<b>\$49.99</b>

# 2024 Annual Agency Profile - Archuleta County (NTD ID 80280)

## 2024 Funding Breakdown

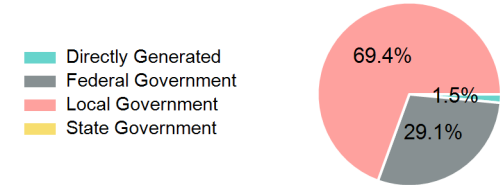
### Summary of Operating Expenses (OE)

Mode	Operating Expenses	Fare Revenues
Bus	\$329,817	\$4,341
Demand Response	\$138,927	\$2,642
<b>Total</b>	<b>\$468,744</b>	<b>\$6,983</b>


### Sources of Operating Funds Expended

Directly Generated	\$6,983
Federal Government	\$136,241
Local Government	\$325,520
State Government	\$0
<b>Total Operating Funds Expended</b>	<b>\$468,744</b>

### Operating Funding Sources



### Capital Funding Sources



### Sources of Capital Funds Expended

Directly Generated	\$0
Federal Government	\$122,084
Local Government	\$30,521
State Government	\$0
<b>Total Capital Funds Expended</b>	<b>\$152,605</b>

## 2024 Asset Management

Transit Asset Management (TAM) Tier Tier II

TAM Sponsor NTD ID

### Metrics

Mode	Average Fleet Age in Years
Bus	7.2
Demand Response	6.0