

2024 Annual Agency Profile - West Yellowstone Foundation, Inc. (NTD ID 80269)

Mailing Address: 420 YELLOWSTONE AVE
WEST YELLOWSTONE, MT

Website: <http://www.westyellowstonefoundation.org>

Service Consumed

Annual Unlinked Trips (UPT) 1,409

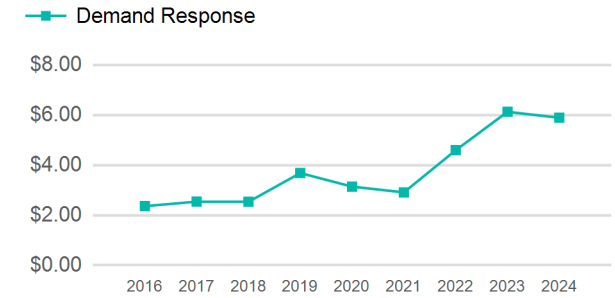
Service Supplied

Annual Vehicle Revenue Miles (VRM) 24,629

Annual Vehicle Revenue Hours (VRH) 939

Vehicles Operated in Maximum Service (VOMS) 2

Operating Expenses per Vehicle Revenue Mile



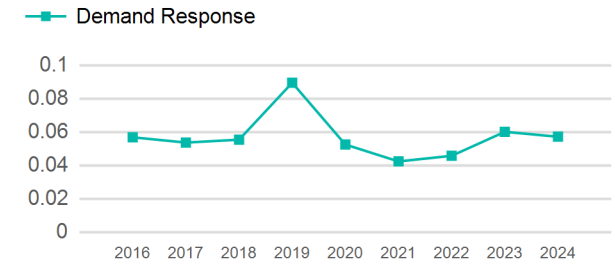
Assets

Revenue Vehicles 3
Service Vehicles
Facilities 1

Modal Characteristics

Mode	Annual Unlinked Passenger Trips	Directly Operated VOMS	Purchased Transportation VOMS	Annual Vehicle Revenue Miles	Annual Vehicle Revenue Hours
Demand Response	1,409	2	0	24,629	939
Total	1,409	2	0	24,629	939

Unlinked Passenger Trip per Vehicle Revenue Mile



Mode	Service Efficiency		Service Effectiveness		
	OE per VRM	OE per VRH	UPT per VRM	UPT per VRH	OE per UPT
Demand Response	\$5.89	\$154.46	0.1	1.5	\$102.94
Total	\$5.89	\$154.46	0.1	1.5	\$102.94

2024 Annual Agency Profile - West Yellowstone Foundation, Inc. (NTD ID 80269)

2024 Funding Breakdown

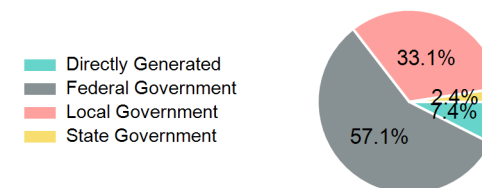
Summary of Operating Expenses (OE)

Mode	Operating Expenses	Fare Revenues
Demand Response	\$145,037	\$10,780
Total	\$145,037	\$10,780

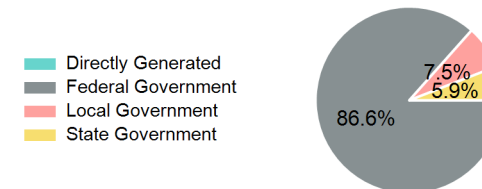
Sources of Operating Funds Expended

Directly Generated	\$10,780
Federal Government	\$82,763
Local Government	\$48,000
State Government	\$3,494
Total Operating Funds Expended	\$145,037

Operating Funding Sources



Capital Funding Sources



Sources of Capital Funds Expended

Directly Generated	\$0
Federal Government	\$108,669
Local Government	\$9,439
State Government	\$7,406
Total Capital Funds Expended	\$125,514

2024 Asset Management

Transit Asset Management (TAM) Tier Tier II

TAM Sponsor NTD ID

Metrics

Mode	Average Fleet Age in Years
Demand Response	4.7