

2024 Annual Agency Profile - Town of Snowmass Village (NTD ID 80263)

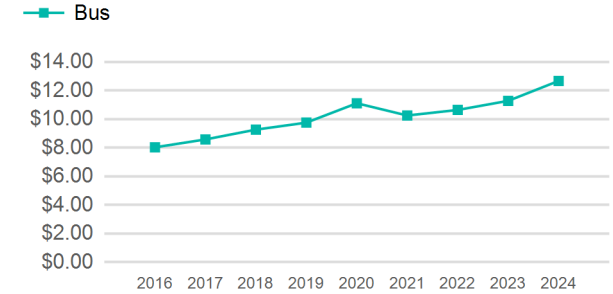
Mailing Address: 22 DALY LN
SNOWMASS VILLAGE, CO

Website: <https://www.snowmasstransit.com/>

Service Consumed

Annual Unlinked Trips (UPT) 488,671

Operating Expenses per Vehicle Revenue Mile



Assets

Revenue Vehicles	29
Service Vehicles	2
Facilities	6

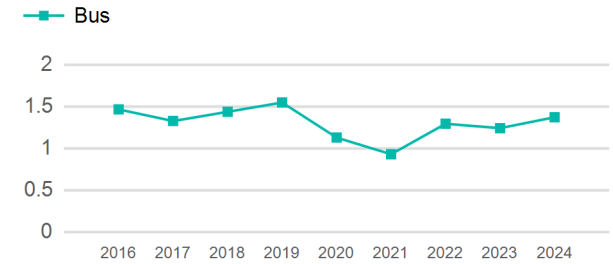
Service Supplied

Annual Vehicle Revenue Miles (VRM)	356,088
Annual Vehicle Revenue Hours (VRH)	33,622
Vehicles Operated in Maximum Service (VOMS)	24

Modal Characteristics

Mode	Annual Unlinked Passenger Trips	Directly Operated VOMS	Purchased Transportation VOMS	Annual Vehicle Revenue Miles	Annual Vehicle Revenue Hours
Bus	488,671	24	0	356,088	33,622
Total	488,671	24	0	356,088	33,622

Unlinked Passenger Trip per Vehicle Revenue Mile



Metrics

Service Efficiency

Service Effectiveness

Mode	OE per VRM	OE per VRH	UPT per VRM	UPT per VRH	OE per UPT
Bus	\$12.67	\$134.20	1.4	14.5	\$9.23
Total	\$12.67	\$134.20	1.4	14.5	\$9.23

2024 Annual Agency Profile - Town of Snowmass Village (NTD ID 80263)

2024 Funding Breakdown

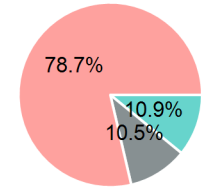
Summary of Operating Expenses (OE)

Mode	Operating Expenses	Fare Revenues
Bus	\$4,512,077	\$0
Total	\$4,512,077	\$0

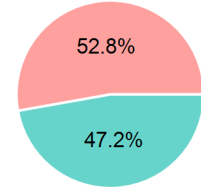
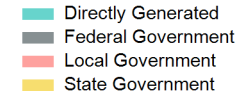
Sources of Operating Funds Expended

Directly Generated	\$490,191
Federal Government	\$472,283
Local Government	\$3,549,603
State Government	\$0
Total Operating Funds Expended	\$4,512,077

Operating Funding Sources



Capital Funding Sources



Sources of Capital Funds Expended

Directly Generated	\$113,592
Federal Government	\$0
Local Government	\$127,051
State Government	\$0
Total Capital Funds Expended	\$240,643

2024 Asset Management

Transit Asset Management (TAM) Tier Tier II

TAM Sponsor NTD ID

Metrics

Mode	Average Fleet Age in Years
Bus	7.4