

2024 Annual Agency Profile - Can-Do Transportation (NTD ID 80261)

Mailing Address: 314 8TH AVE
CANDO, ND

Website:

Service Consumed

Annual Unlinked Trips (UPT) 3,924

Service Supplied

Annual Vehicle Revenue Miles (VRM) 50,698

Annual Vehicle Revenue Hours (VRH) 3,461

Vehicles Operated in Maximum Service (VOMS) 2

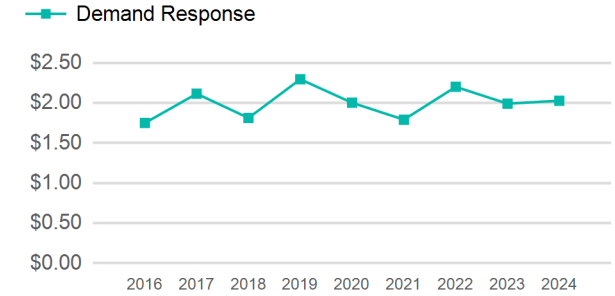
Assets

Revenue Vehicles 2

Service Vehicles

Facilities

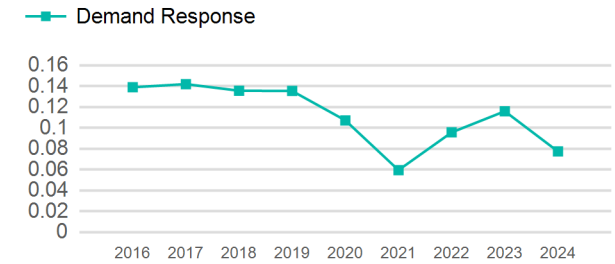
Operating Expenses per Vehicle Revenue Mile



Modal Characteristics

Mode	Annual Unlinked Passenger Trips	Directly Operated VOMS	Purchased Transportation VOMS	Annual Vehicle Revenue Miles	Annual Vehicle Revenue Hours
Demand Response	3,924	2	0	50,698	3,461
Total	3,924	2	0	50,698	3,461

Unlinked Passenger Trip per Vehicle Revenue Mile



Metrics

Mode	Service Efficiency		Service Effectiveness		
	OE per VRM	OE per VRH	UPT per VRM	UPT per VRH	OE per UPT
Demand Response	\$2.03	\$29.70	0.1	1.1	\$26.20
Total	\$2.03	\$29.70	0.1	1.1	\$26.20

2024 Annual Agency Profile - Can-Do Transportation (NTD ID 80261)

2024 Funding Breakdown

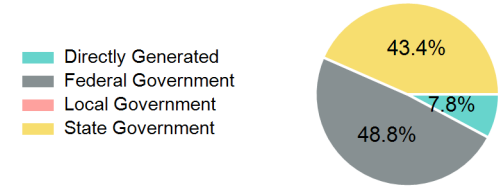
Summary of Operating Expenses (OE)

Mode	Operating Expenses	Fare Revenues
Demand Response	\$102,793	\$8,012
Total	\$102,793	\$8,012

Sources of Operating Funds Expended

Directly Generated	\$8,012
Federal Government	\$50,152
Local Government	\$0
State Government	\$44,629
Total Operating Funds Expended	\$102,793

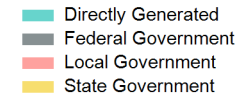
Operating Funding Sources



Capital Funding Sources

Sources of Capital Funds Expended

Directly Generated	\$0
Federal Government	\$0
Local Government	\$0
State Government	\$0
Total Capital Funds Expended	\$0



2024 Asset Management

Transit Asset Management (TAM) Tier Tier II

TAM Sponsor NTD ID

Metrics

Mode	Average Fleet Age in Years
Demand Response	5.0