

2024 Annual Agency Profile - Uinta Senior Citizens, Inc. (NTD ID 80257)

Mailing Address: 1229 UINTA ST
EVANSTON, WY

Website: <http://uintasenor.org/>

Service Consumed

Annual Unlinked Trips (UPT) 4,630

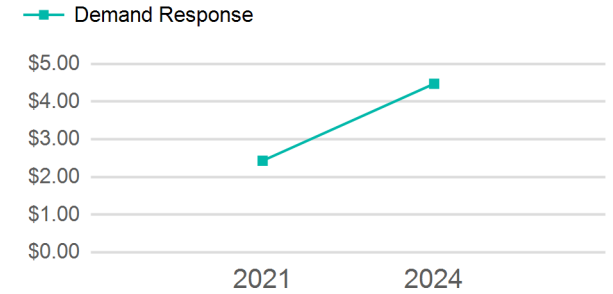
Assets

Revenue Vehicles 6
Service Vehicles
Facilities 2

Service Supplied

Annual Vehicle Revenue Miles (VRM) 21,803
Annual Vehicle Revenue Hours (VRH) 2,812
Vehicles Operated in Maximum Service (VOMS) 4

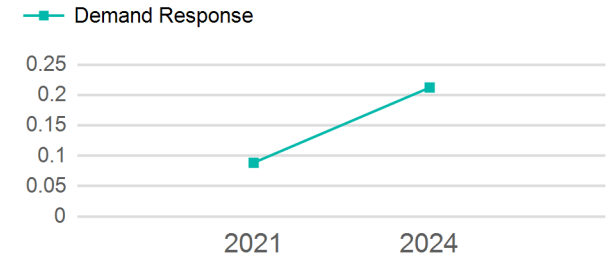
Operating Expenses per Vehicle Revenue Mile



Modal Characteristics

Mode	Annual Unlinked Passenger Trips	Directly Operated VOMS	Purchased Transportation VOMS	Annual Vehicle Revenue Miles	Annual Vehicle Revenue Hours
Demand Response	4,630	4	0	21,803	2,812
Total	4,630	4	0	21,803	2,812

Unlinked Passenger Trip per Vehicle Revenue Mile



Metrics

Service Efficiency

Service Effectiveness

Mode	OE per VRM	OE per VRH	UPT per VRM	UPT per VRH	OE per UPT
Demand Response	\$4.47	\$34.69	0.2	1.6	\$21.07
Total	\$4.47	\$34.69	0.2	1.6	\$21.07

2024 Annual Agency Profile - Uinta Senior Citizens, Inc. (NTD ID 80257)

2024 Funding Breakdown

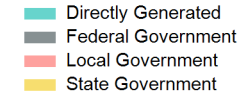
Summary of Operating Expenses (OE)

Mode	Operating Expenses	Fare Revenues
Demand Response	\$97,540	\$10,098
Total	\$97,540	\$10,098

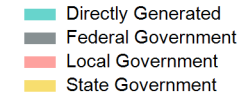
Sources of Operating Funds Expended

Directly Generated	\$10,098
Federal Government	\$55,101
Local Government	\$32,341
State Government	\$0
Total Operating Funds Expended	\$97,540

Operating Funding Sources



Capital Funding Sources



Sources of Capital Funds Expended

Directly Generated	\$0
Federal Government	\$0
Local Government	\$0
State Government	\$0
Total Capital Funds Expended	\$0

2024 Asset Management

Transit Asset Management (TAM) Tier Tier II

TAM Sponsor NTD ID

Metrics

Mode	Average Fleet Age in Years
Demand Response	12.2