

# 2024 Annual Agency Profile - West River Transit Authority, Inc. (NTD ID 80253)

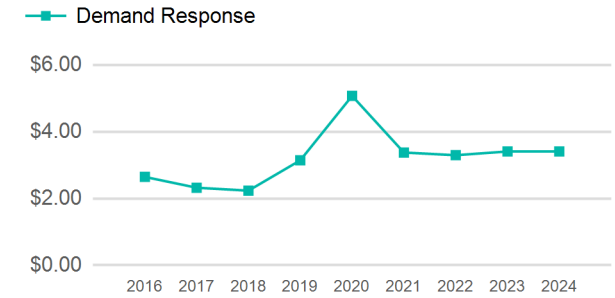
**Mailing Address:** 2015 TUMBLE WEED TRL  
SPEARFISH, SD

**Website:** <http://www.prairiehillstransit.com>

## Service Consumed

Annual Unlinked Trips (UPT) 132,421

## Operating Expenses per Vehicle Revenue Mile



## Assets

Revenue Vehicles 58  
Service Vehicles 3  
Facilities 6

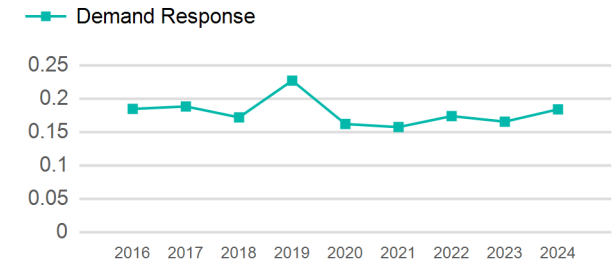
## Service Supplied

Annual Vehicle Revenue Miles (VRM) 719,582  
Annual Vehicle Revenue Hours (VRH) 49,549  
Vehicles Operated in Maximum Service (VOMS) 30

## Modal Characteristics

Mode	Annual Unlinked Passenger Trips	Directly Operated VOMS	Purchased Transportation VOMS	Annual Vehicle Revenue Miles	Annual Vehicle Revenue Hours
Demand Response	132,421	30	0	719,582	49,549
<b>Total</b>	<b>132,421</b>	<b>30</b>	<b>0</b>	<b>719,582</b>	<b>49,549</b>

## Unlinked Passenger Trip per Vehicle Revenue Mile



## Metrics

### Service Efficiency

### Service Effectiveness

Mode	OE per VRM	OE per VRH	UPT per VRM	UPT per VRH	OE per UPT
Demand Response	\$3.41	\$49.47	0.2	2.7	\$18.51
<b>Total</b>	<b>\$3.41</b>	<b>\$49.47</b>	<b>0.2</b>	<b>2.7</b>	<b>\$18.51</b>

# 2024 Annual Agency Profile - West River Transit Authority, Inc. (NTD ID 80253)

## 2024 Funding Breakdown

### Summary of Operating Expenses (OE)

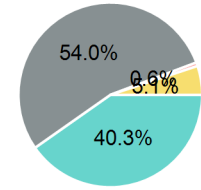
Mode	Operating Expenses	Fare Revenues
Demand Response	\$2,451,376	\$102,352
<b>Total</b>	<b>\$2,451,376</b>	<b>\$102,352</b>

### Sources of Operating Funds Expended

Directly Generated	\$987,664
Federal Government	\$1,324,287
Local Government	\$15,329
State Government	\$124,096
<b>Total Operating Funds Expended</b>	<b>\$2,451,376</b>

### Operating Funding Sources

- Directly Generated
- Federal Government
- Local Government
- State Government

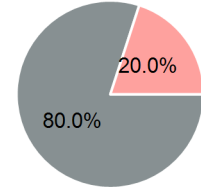


### Sources of Capital Funds Expended

Directly Generated	\$0
Federal Government	\$894,668
Local Government	\$223,667
State Government	\$0
<b>Total Capital Funds Expended</b>	<b>\$1,118,335</b>

### Capital Funding Sources

- Directly Generated
- Federal Government
- Local Government
- State Government



## 2024 Asset Management

Transit Asset Management (TAM) Tier Tier II

TAM Sponsor NTD ID

### Metrics

Mode	Average Fleet Age in Years
Demand Response	6.5