

2024 Annual Agency Profile - Sweetwater County Transit Authority (NTD ID 80218)

Mailing Address: 1471 Dewar Dr. #247
Rock Springs, WY

Website: <http://www.ridestarttransit.com>

Service Consumed

Annual Unlinked Trips (UPT) 19,034

Service Supplied

Annual Vehicle Revenue Miles (VRM) 100,693

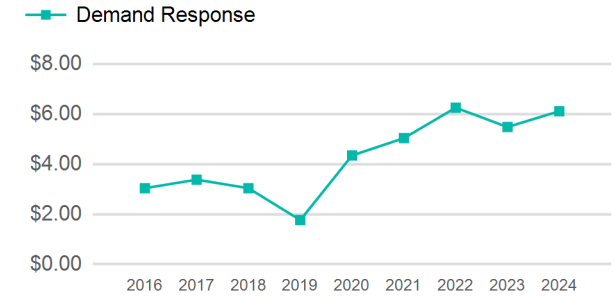
Annual Vehicle Revenue Hours (VRH) 6,239

Vehicles Operated in Maximum Service (VOMS) 6

Assets

Revenue Vehicles 12
Service Vehicles
Facilities

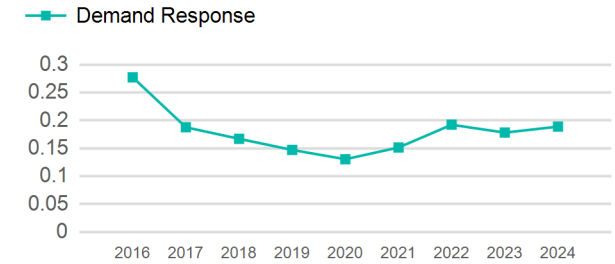
Operating Expenses per Vehicle Revenue Mile



Modal Characteristics

Mode	Annual Unlinked Passenger Trips	Directly Operated VOMS	Purchased Transportation VOMS	Annual Vehicle Revenue Miles	Annual Vehicle Revenue Hours
Demand Response	19,034	6	0	100,693	6,239
Total	19,034	6	0	100,693	6,239

Unlinked Passenger Trip per Vehicle Revenue Mile



Metrics

Mode	Service Efficiency		Service Effectiveness		
	OE per VRM	OE per VRH	UPT per VRM	UPT per VRH	OE per UPT
Demand Response	\$6.11	\$98.63	0.2	3.1	\$32.33
Total	\$6.11	\$98.63	0.2	3.1	\$32.33

2024 Annual Agency Profile - Sweetwater County Transit Authority (NTD ID 80218)

2024 Funding Breakdown

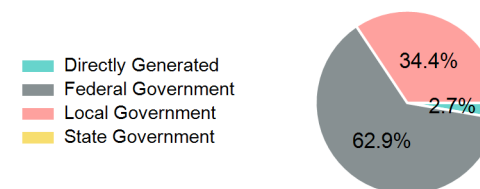
Summary of Operating Expenses (OE)

Mode	Operating Expenses	Fare Revenues
Demand Response	\$615,375	\$16,678
Total	\$615,375	\$16,678

Sources of Operating Funds Expended

Directly Generated	\$16,678
Federal Government	\$387,101
Local Government	\$211,596
State Government	\$0
Total Operating Funds Expended	\$615,375

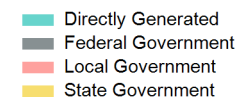
Operating Funding Sources



Capital Funding Sources

Sources of Capital Funds Expended

Directly Generated	\$0
Federal Government	\$0
Local Government	\$0
State Government	\$0
Total Capital Funds Expended	\$0



2024 Asset Management

Transit Asset Management (TAM) Tier Tier II

TAM Sponsor NTD ID

Metrics

Mode	Average Fleet Age in Years
Demand Response	10.7