

2024 Annual Agency Profile - Campbell County Senior Citizens Association Inc (NTD ID 80163)

Mailing Address: 701 STOCKTRAIL AVE
GILLETTE, WY

Website: <https://www.ccgov.net/1971/Senior-Center>

Service Consumed

Annual Unlinked Trips (UPT) 22,782

Service Supplied

Annual Vehicle Revenue Miles (VRM) 37,078

Annual Vehicle Revenue Hours (VRH) 2,404

Vehicles Operated in Maximum Service (VOMS) 8

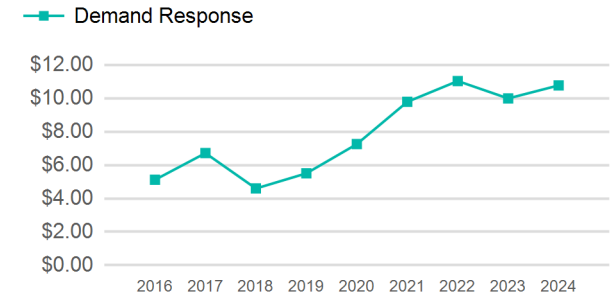
Assets

Revenue Vehicles 9

Service Vehicles

Facilities 1

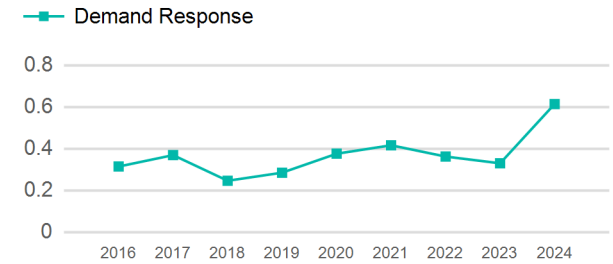
Operating Expenses per Vehicle Revenue Mile



Modal Characteristics

Mode	Annual Unlinked Passenger Trips	Directly Operated VOMS	Purchased Transportation VOMS	Annual Vehicle Revenue Miles	Annual Vehicle Revenue Hours
Demand Response	22,782	8	0	37,078	2,404
Total	22,782	8	0	37,078	2,404

Unlinked Passenger Trip per Vehicle Revenue Mile



Mode	Service Efficiency		Service Effectiveness		
	OE per VRM	OE per VRH	UPT per VRM	UPT per VRH	OE per UPT
Demand Response	\$10.77	\$166.13	0.6	9.5	\$17.53
Total	\$10.77	\$166.13	0.6	9.5	\$17.53

2024 Annual Agency Profile - Campbell County Senior Citizens Association Inc (NTD ID 80163)

2024 Funding Breakdown

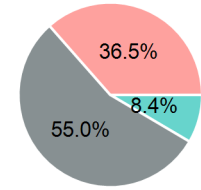
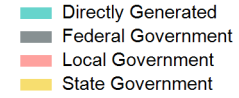
Summary of Operating Expenses (OE)

Mode	Operating Expenses	Fare Revenues
Demand Response	\$399,383	\$33,698
Total	\$399,383	\$33,698

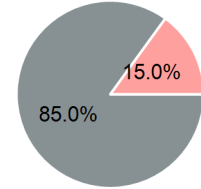
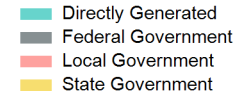
Sources of Operating Funds Expended

Directly Generated	\$33,698
Federal Government	\$219,789
Local Government	\$145,896
State Government	\$0
Total Operating Funds Expended	\$399,383

Operating Funding Sources



Capital Funding Sources



Sources of Capital Funds Expended

Directly Generated	\$0
Federal Government	\$73,911
Local Government	\$13,043
State Government	\$0
Total Capital Funds Expended	\$86,954

2024 Asset Management

Transit Asset Management (TAM) Tier Tier II

TAM Sponsor NTD ID

Metrics

Mode	Average Fleet Age in Years
Demand Response	8.4