

2024 Annual Agency Profile - Williston Council for the Aging (NTD ID 80160)

Mailing Address: 18 MAIN ST
WILLISTON, ND

Website: <https://www.willistonseniors.org/nw-public-transit>

Service Consumed

Annual Unlinked Trips (UPT) 27,913

Service Supplied

Annual Vehicle Revenue Miles (VRM) 118,405

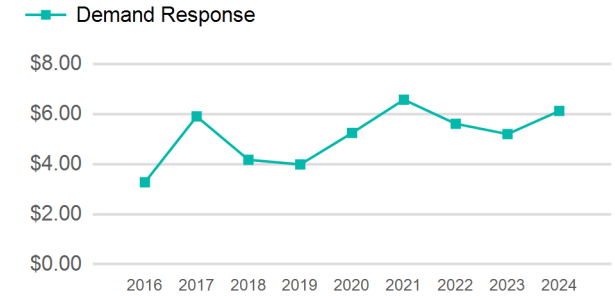
Annual Vehicle Revenue Hours (VRH) 10,105

Vehicles Operated in Maximum Service (VOMS) 11

Assets

Revenue Vehicles 12
Service Vehicles 1
Facilities 2

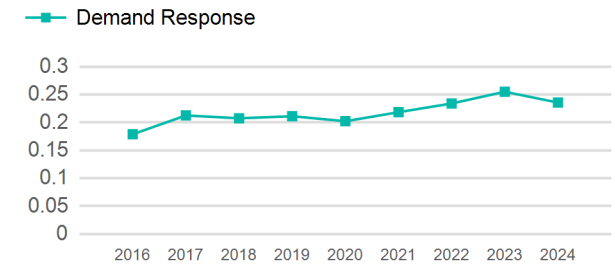
Operating Expenses per Vehicle Revenue Mile



Modal Characteristics

Mode	Annual Unlinked Passenger Trips	Directly Operated VOMS	Purchased Transportation VOMS	Annual Vehicle Revenue Miles	Annual Vehicle Revenue Hours
Demand Response	27,913	11	0	118,405	10,105
Total	27,913	11	0	118,405	10,105

Unlinked Passenger Trip per Vehicle Revenue Mile



Mode	Service Efficiency		Service Effectiveness		
	OE per VRM	OE per VRH	UPT per VRM	UPT per VRH	OE per UPT
Demand Response	\$6.12	\$71.71	0.2	2.8	\$25.96
Total	\$6.12	\$71.71	0.2	2.8	\$25.96

2024 Annual Agency Profile - Williston Council for the Aging (NTD ID 80160)

2024 Funding Breakdown

Summary of Operating Expenses (OE)

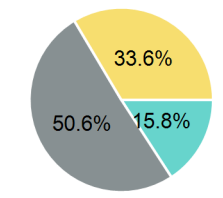
Mode	Operating Expenses	Fare Revenues
Demand Response	\$724,605	\$80,043
Total	\$724,605	\$80,043

Sources of Operating Funds Expended

Directly Generated	\$114,475
Federal Government	\$366,851
Local Government	\$0
State Government	\$243,279
Total Operating Funds Expended	\$724,605

Operating Funding Sources

- Directly Generated
- Federal Government
- Local Government
- State Government

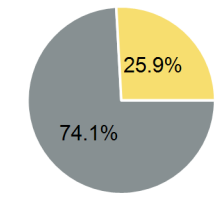


Sources of Capital Funds Expended

Directly Generated	\$0
Federal Government	\$199,625
Local Government	\$0
State Government	\$69,645
Total Capital Funds Expended	\$269,270

Capital Funding Sources

- Directly Generated
- Federal Government
- Local Government
- State Government



2024 Asset Management

Transit Asset Management (TAM) Tier Tier II

TAM Sponsor NTD ID

Metrics

Mode	Average Fleet Age in Years
Demand Response	3.7