

2024 Annual Agency Profile - Nutrition United (NTD ID 80152)

Mailing Address: 119 6TH AVE NE
ROLLA, ND

Website:

Service Consumed

Annual Unlinked Trips (UPT) 9,205

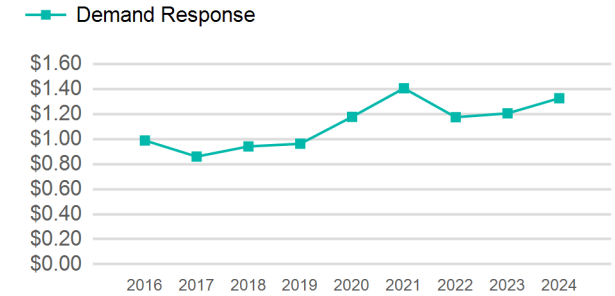
Assets

Revenue Vehicles 5
Service Vehicles
Facilities 1

Service Supplied

Annual Vehicle Revenue Miles (VRM) 206,517
Annual Vehicle Revenue Hours (VRH) 6,962
Vehicles Operated in Maximum Service (VOMS) 5

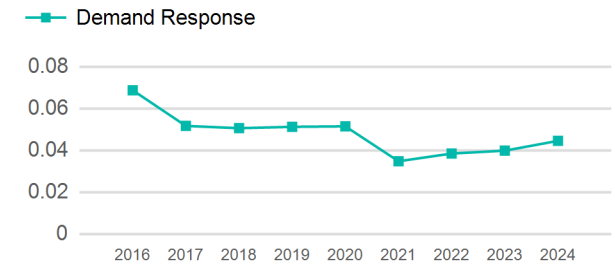
Operating Expenses per Vehicle Revenue Mile



Modal Characteristics

Mode	Annual Unlinked Passenger Trips	Directly Operated VOMS	Purchased Transportation VOMS	Annual Vehicle Revenue Miles	Annual Vehicle Revenue Hours
Demand Response	9,205	5	0	206,517	6,962
Total	9,205	5	0	206,517	6,962

Unlinked Passenger Trip per Vehicle Revenue Mile



Mode	Service Efficiency		Service Effectiveness		
	OE per VRM	OE per VRH	UPT per VRM	UPT per VRH	OE per UPT
Demand Response	\$1.33	\$39.33	0.0	1.3	\$29.75
Total	\$1.33	\$39.33	0.0	1.3	\$29.75

2024 Annual Agency Profile - Nutrition United (NTD ID 80152)

2024 Funding Breakdown

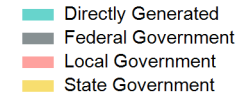
Summary of Operating Expenses (OE)

Mode	Operating Expenses	Fare Revenues
Demand Response	\$273,823	\$8,425
Total	\$273,823	\$8,425

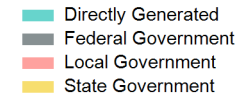
Sources of Operating Funds Expended

Directly Generated	\$8,425
Federal Government	\$151,660
Local Government	\$5,275
State Government	\$108,463
Total Operating Funds Expended	\$273,823

Operating Funding Sources



Capital Funding Sources



Sources of Capital Funds Expended

Directly Generated	\$0
Federal Government	\$59,415
Local Government	\$0
State Government	\$10,485
Total Capital Funds Expended	\$69,900

2024 Asset Management

Transit Asset Management (TAM) Tier Tier II

TAM Sponsor NTD ID

Metrics

Mode	Average Fleet Age in Years
Demand Response	3.0