

2024 Annual Agency Profile - City of Black Hawk (NTD ID 80119)

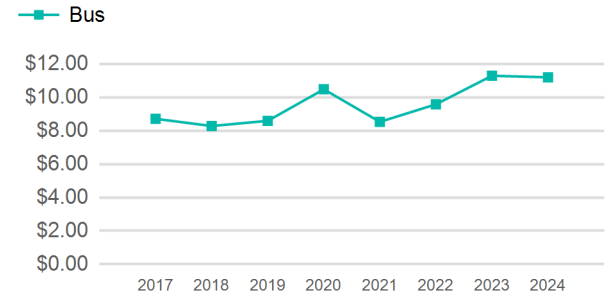
Mailing Address: 201 SELAK ST
BLACK HAWK, CO

Website: <https://www.cityofblackhawk.org/public-works/page/shuttle-service>

Service Consumed

Annual Unlinked Trips (UPT) 147,361

Operating Expenses per Vehicle Revenue Mile



Assets

Revenue Vehicles 6
Service Vehicles
Facilities 1

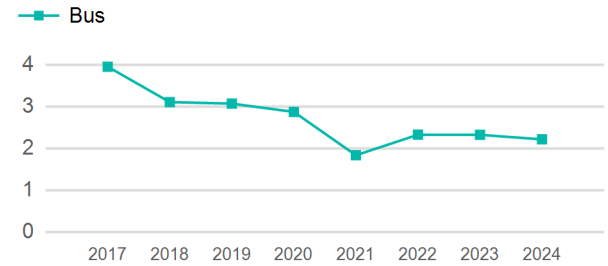
Service Supplied

Annual Vehicle Revenue Miles (VRM) 66,518
Annual Vehicle Revenue Hours (VRH) 8,850
Vehicles Operated in Maximum Service (VOMS) 3

Modal Characteristics

Mode	Annual Unlinked Passenger Trips	Directly Operated VOMS	Purchased Transportation VOMS	Annual Vehicle Revenue Miles	Annual Vehicle Revenue Hours
Bus	147,361	0	3	66,518	8,850
Total	147,361	0	3	66,518	8,850

Unlinked Passenger Trip per Vehicle Revenue Mile



Mode	Service Efficiency		Service Effectiveness		
	OE per VRM	OE per VRH	UPT per VRM	UPT per VRH	OE per UPT
Bus	\$11.20	\$84.17	2.2	16.7	\$5.05
Total	\$11.20	\$84.17	2.2	16.7	\$5.05

2024 Annual Agency Profile - City of Black Hawk (NTD ID 80119)

2024 Funding Breakdown

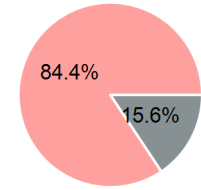
Summary of Operating Expenses (OE)

Mode	Operating Expenses	Fare Revenues
Bus	\$744,877	\$0
Total	\$744,877	\$0

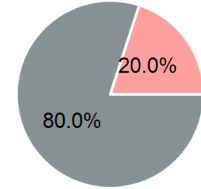
Sources of Operating Funds Expended

Directly Generated	\$0
Federal Government	\$116,271
Local Government	\$628,606
State Government	\$0
Total Operating Funds Expended	\$744,877

Operating Funding Sources



Capital Funding Sources



Sources of Capital Funds Expended

Directly Generated	\$0
Federal Government	\$741,936
Local Government	\$185,484
State Government	\$0
Total Capital Funds Expended	\$927,420

2024 Asset Management

Transit Asset Management (TAM) Tier Tier II

TAM Sponsor NTD ID

Metrics

Mode	Average Fleet Age in Years
Bus	0.7