

# 2024 Annual Agency Profile - Fargo Park District (NTD ID 80110)

**Mailing Address:** 6100 38TH ST S STE A  
FARGO, ND

**Website:** <http://valleyseniorservices.org/>

## Geographic Coverage

**Primary Urbanized/Rural Area** Fargo, ND--MN  
**Service Area Population** 220,414  
**Service Area Sq. Miles** 7,243  
**Other Areas Served:**  
 North Dakota Non-UZA

## Assets

**Revenue Vehicles** 29  
**Service Vehicles**  
**Facilities** 1

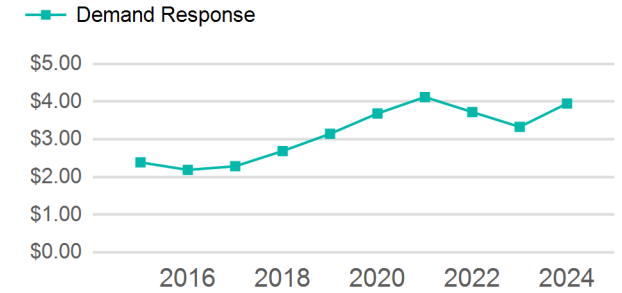
## Service Consumed

**Annual Unlinked Trips (UPT)** 41,084

## Service Supplied

**Annual Vehicle Revenue Miles (VRM)** 326,199  
**Annual Vehicle Revenue Hours (VRH)** 26,776  
**Vehicles Operated in Maximum Service (VOMS)** 23

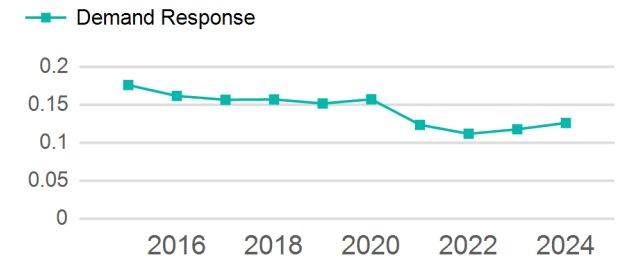
## Operating Expenses per Vehicle Revenue Mile



## Modal Characteristics

Mode	Annual Unlinked Passenger Trips	Directly Operated VOMS	Purchased Transportation VOMS	Annual Vehicle Revenue Miles	Annual Vehicle Revenue Hours
Demand Response	41,084	23	0	326,199	26,776
<b>Total</b>	<b>41,084</b>	<b>23</b>	<b>0</b>	<b>326,199</b>	<b>26,776</b>

## Unlinked Passenger Trip per Vehicle Revenue Mile



Mode	Service Efficiency		Service Effectiveness		
	OE per VRM	OE per VRH	UPT per VRM	UPT per VRH	OE per UPT
Demand Response	\$3.95	\$48.11	0.1	1.5	\$31.36
<b>Total</b>	<b>\$3.95</b>	<b>\$48.11</b>	<b>0.1</b>	<b>1.5</b>	<b>\$31.36</b>

# 2024 Annual Agency Profile - Fargo Park District (NTD ID 80110)

## 2024 Funding Breakdown

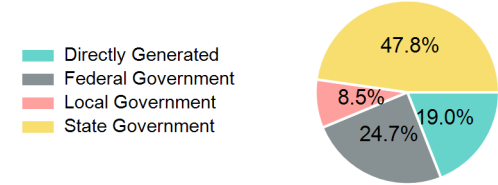
### Summary of Operating Expenses (OE)

Mode	Operating Expenses	Fare Revenues
Demand Response	\$1,288,234	\$97,027
<b>Total</b>	<b>\$1,288,234</b>	<b>\$97,027</b>

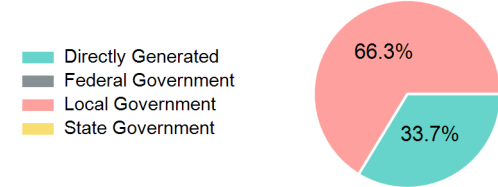
### Sources of Operating Funds Expended

Directly Generated	\$245,123
Federal Government	\$318,283
Local Government	\$109,484
State Government	\$615,344
<b>Total Operating Funds Expended</b>	<b>\$1,288,234</b>

### Operating Funding Sources



### Capital Funding Sources



### Sources of Capital Funds Expended

Directly Generated	\$43,125
Federal Government	\$0
Local Government	\$84,804
State Government	\$0
<b>Total Capital Funds Expended</b>	<b>\$127,929</b>

## 2024 Asset Management

Transit Asset Management (TAM) Tier Tier II

TAM Sponsor NTD ID

### Metrics

Mode	Average Fleet Age in Years
Demand Response	5.2