

2024 Annual Agency Profile - The City of Cheyenne (NTD ID 80020)

Mailing Address: 2101 ONEIL AVE
Cheyenne, WY

Website: <http://www.cheyennecity.org/transit>

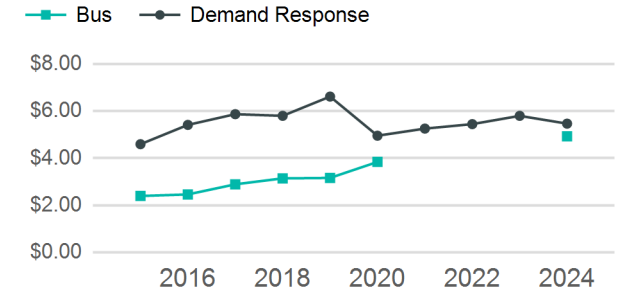
Geographic Coverage

Primary Urbanized/Rural Area Cheyenne, WY
Service Area Population 64,610
Service Area Sq. Miles 18
Other Areas Served:

Service Consumed

Annual Unlinked Trips (UPT) 110,500

Operating Expenses per Vehicle Revenue Mile



Assets

Revenue Vehicles 24
Service Vehicles 1
Facilities 1

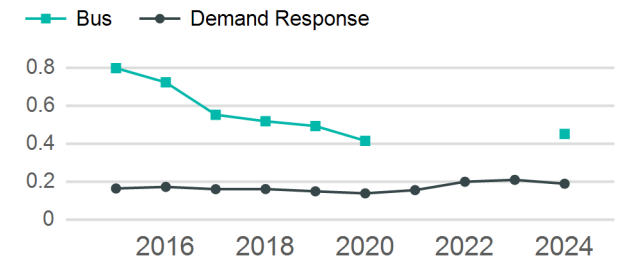
Service Supplied

Annual Vehicle Revenue Miles (VRM) 359,255
Annual Vehicle Revenue Hours (VRH) 26,111
Vehicles Operated in Maximum Service (VOMS) 14

Modal Characteristics

Mode	Annual Unlinked Passenger Trips	Directly Operated VOMS	Purchased Transportation VOMS	Annual Vehicle Revenue Miles	Annual Vehicle Revenue Hours
Bus	73,428	4	0	162,876	11,760
Demand Response	37,072	10	0	196,379	14,351
Total	110,500	14	0	359,255	26,111

Unlinked Passenger Trip per Vehicle Revenue Mile



Metrics

Service Efficiency

Service Effectiveness

Mode	OE per VRM	OE per VRH	UPT per VRM	UPT per VRH	OE per UPT
Bus	\$4.92	\$68.19	0.5	6.2	\$10.92
Demand Response	\$5.46	\$74.78	0.2	2.6	\$28.95
Total	\$5.22	\$71.81	0.3	4.2	\$16.97

2024 Annual Agency Profile - The City of Cheyenne (NTD ID 80020)

2024 Funding Breakdown

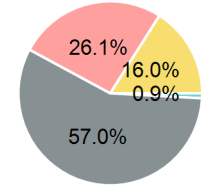
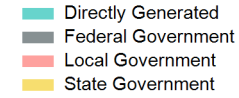
Summary of Operating Expenses (OE)

Mode	Operating Expenses	Fare Revenues
Bus	\$801,947	\$0
Demand Response	\$1,073,202	\$16,327
Total	\$1,875,149	\$16,327

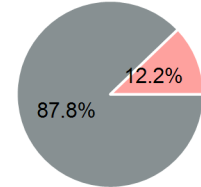
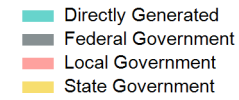
Sources of Operating Funds Expended

Directly Generated	\$16,327
Federal Government	\$1,068,807
Local Government	\$490,015
State Government	\$300,000
Total Operating Funds Expended	\$1,875,149

Operating Funding Sources



Capital Funding Sources



Sources of Capital Funds Expended

Directly Generated	\$0
Federal Government	\$672,450
Local Government	\$93,143
State Government	\$0
Total Capital Funds Expended	\$765,593

2024 Asset Management

Transit Asset Management (TAM) Tier Tier II

TAM Sponsor NTD ID

Metrics

Mode	Average Fleet Age in Years
Bus	8.0
Demand Response	6.1