

2024 Annual Agency Profile - Fort Peck Tribes (NTD ID 80018)

Mailing Address: 629 7TH AVE S
WOLF POINT, MT

Website: <https://fortpecktribes.org>

Geographic Coverage

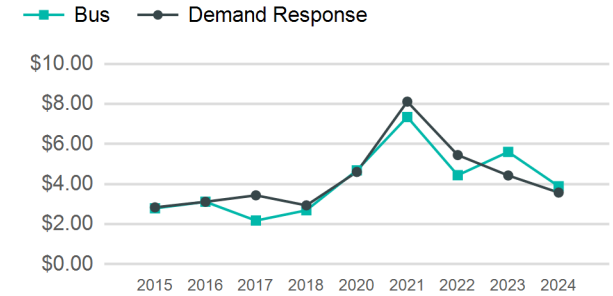
Primary Urbanized/Rural Area: Montana Non-UZA

Other Areas Served:

Service Consumed

Annual Unlinked Trips (UPT): 24,582

Operating Expenses per Vehicle Revenue Mile



Assets

Revenue Vehicles: 18
Service Vehicles: 2
Facilities: 1

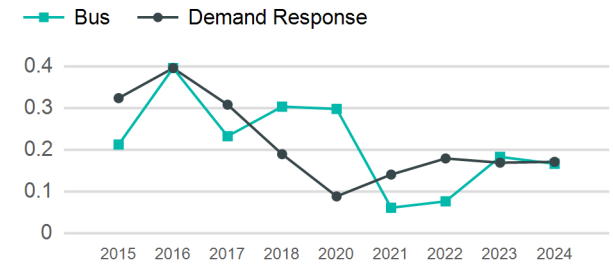
Service Supplied

Annual Vehicle Revenue Miles (VRM): 145,423
Annual Vehicle Revenue Hours (VRH): 6,505
Vehicles Operated in Maximum Service (VOMS): 10

Modal Characteristics

Mode	Annual Unlinked Passenger Trips	Directly Operated VOMS	Purchased Transportation VOMS	Annual Vehicle Revenue Miles	Annual Vehicle Revenue Hours
Bus	10,387	3	0	62,442	2,047
Demand Response	14,195	7	0	82,981	4,458
Total	24,582	10	0	145,423	6,505

Unlinked Passenger Trip per Vehicle Revenue Mile



Metrics

Service Efficiency

Service Effectiveness

Mode	OE per VRM	OE per VRH	UPT per VRM	UPT per VRH	OE per UPT
Bus	\$3.89	\$118.69	0.2	5.1	\$23.39
Demand Response	\$3.58	\$66.61	0.2	3.2	\$20.92
Total	\$3.71	\$83.00	0.2	3.8	\$21.96

2024 Annual Agency Profile - Fort Peck Tribes (NTD ID 80018)

2024 Funding Breakdown

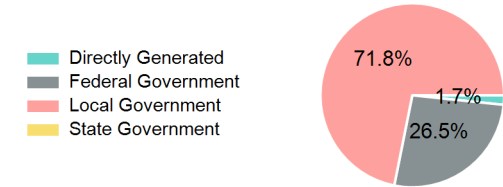
Summary of Operating Expenses (OE)

Mode	Operating Expenses	Fare Revenues
Bus	\$242,967	\$4,603
Demand Response	\$296,959	\$4,344
Total	\$539,926	\$8,947

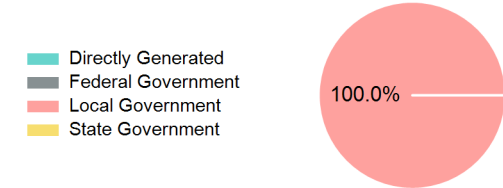
Sources of Operating Funds Expended

Directly Generated	\$8,947
Federal Government	\$143,051
Local Government	\$387,928
State Government	\$0
Total Operating Funds Expended	\$539,926

Operating Funding Sources



Capital Funding Sources



Sources of Capital Funds Expended

Directly Generated	\$0
Federal Government	\$0
Local Government	\$13,466
State Government	\$0
Total Capital Funds Expended	\$13,466

2024 Asset Management

Transit Asset Management (TAM) Tier Tier II

TAM Sponsor NTD ID

Metrics

Mode	Average Fleet Age in Years
Bus	6.8
Demand Response	8.9