

2024 Annual Agency Profile - Washington County (NTD ID 77091)

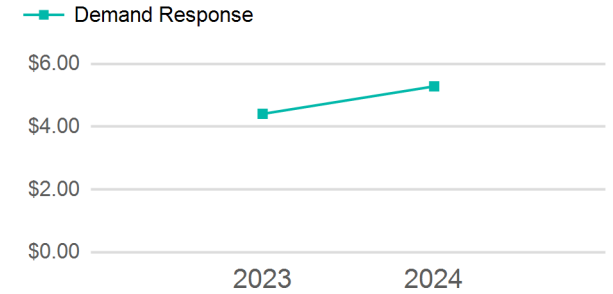
Mailing Address: 222 W MAIN ST
Washington, IA

Website: <https://washingtoncountyminibus.squarespace.com/>

Service Consumed

Annual Unlinked Trips (UPT) 50,266

Operating Expenses per Vehicle Revenue Mile



Assets

Revenue Vehicles 26
Service Vehicles
Facilities

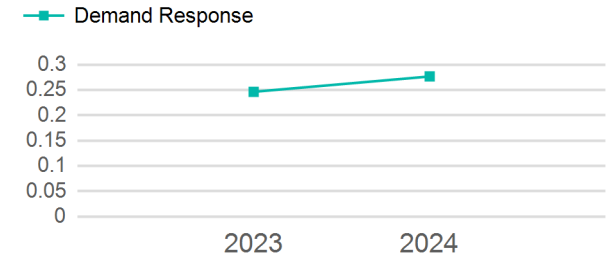
Service Supplied

Annual Vehicle Revenue Miles (VRM) 181,624
Annual Vehicle Revenue Hours (VRH) 27,481
Vehicles Operated in Maximum Service (VOMS) 14

Modal Characteristics

Mode	Annual Unlinked Passenger Trips	Directly Operated VOMS	Purchased Transportation VOMS	Annual Vehicle Revenue Miles	Annual Vehicle Revenue Hours
Demand Response	50,266	14	0	181,624	27,481
Total	50,266	14	0	181,624	27,481

Unlinked Passenger Trip per Vehicle Revenue Mile



Metrics

Mode	Service Efficiency		Service Effectiveness		
	OE per VRM	OE per VRH	UPT per VRM	UPT per VRH	OE per UPT
Demand Response	\$5.28	\$34.93	0.3	1.8	\$19.09
Total	\$5.28	\$34.93	0.3	1.8	\$19.09

2024 Annual Agency Profile - Washington County (NTD ID 77091)

2024 Funding Breakdown

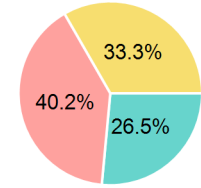
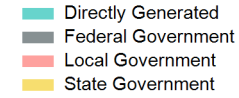
Summary of Operating Expenses (OE)

Mode	Operating Expenses	Fare Revenues
Demand Response	\$959,824	\$235,658
Total	\$959,824	\$235,658

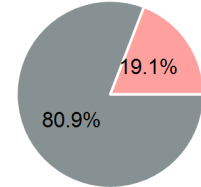
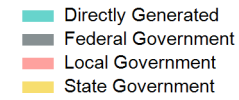
Sources of Operating Funds Expended

Directly Generated	\$254,271
Federal Government	\$0
Local Government	\$385,691
State Government	\$319,862
Total Operating Funds Expended	\$959,824

Operating Funding Sources



Capital Funding Sources



Sources of Capital Funds Expended

Directly Generated	\$0
Federal Government	\$234,298
Local Government	\$55,472
State Government	\$0
Total Capital Funds Expended	\$289,770

2024 Asset Management

Transit Asset Management (TAM) Tier Tier II

TAM Sponsor NTD ID

Metrics

Mode	Average Fleet Age in Years
Demand Response	5.4