

# 2024 Annual Agency Profile - Jones County (NTD ID 77089)

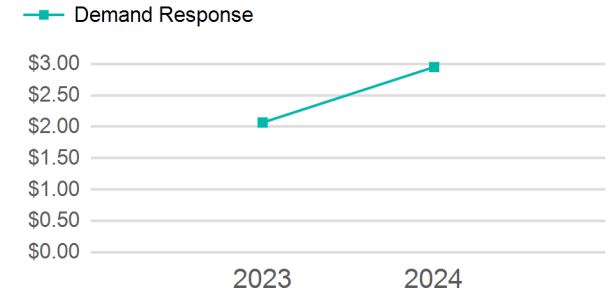
**Mailing Address:** 500 W MAIN ST  
ANAMOSA, IA

**Website:** <https://www.jonescountyiowa.gov/jets/>

## Service Consumed

Annual Unlinked Trips (UPT) 16,802

## Operating Expenses per Vehicle Revenue Mile



## Assets

Revenue Vehicles 11  
Service Vehicles  
Facilities

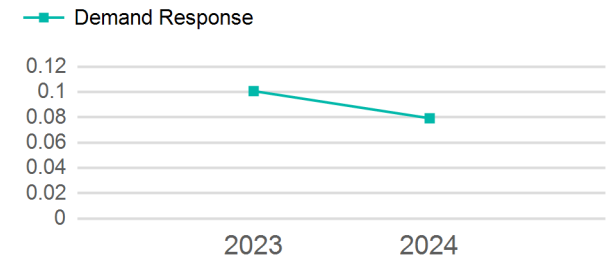
## Service Supplied

Annual Vehicle Revenue Miles (VRM) 212,016  
Annual Vehicle Revenue Hours (VRH) 23,946  
Vehicles Operated in Maximum Service (VOMS) 9

## Modal Characteristics

Mode	Annual Unlinked Passenger Trips	Directly Operated VOMS	Purchased Transportation VOMS	Annual Vehicle Revenue Miles	Annual Vehicle Revenue Hours
Demand Response	16,802	9	0	212,016	23,946
<b>Total</b>	<b>16,802</b>	<b>9</b>	<b>0</b>	<b>212,016</b>	<b>23,946</b>

## Unlinked Passenger Trip per Vehicle Revenue Mile



Mode	Service Efficiency		Service Effectiveness		
	OE per VRM	OE per VRH	UPT per VRM	UPT per VRH	OE per UPT
Demand Response	\$2.95	\$26.12	0.1	0.7	\$37.22
<b>Total</b>	<b>\$2.95</b>	<b>\$26.12</b>	<b>0.1</b>	<b>0.7</b>	<b>\$37.22</b>

# 2024 Annual Agency Profile - Jones County (NTD ID 77089)

## 2024 Funding Breakdown

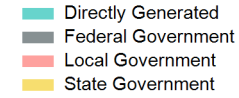
### Summary of Operating Expenses (OE)

Mode	Operating Expenses	Fare Revenues
Demand Response	\$625,392	\$353,869
<b>Total</b>	<b>\$625,392</b>	<b>\$353,869</b>

### Sources of Operating Funds Expended

Directly Generated	\$382,316
Federal Government	\$238,132
Local Government	\$4,944
State Government	\$0
<b>Total Operating Funds Expended</b>	<b>\$625,392</b>

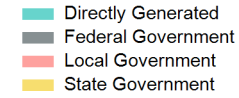
### Operating Funding Sources



### Capital Funding Sources

### Sources of Capital Funds Expended

Directly Generated	\$0
Federal Government	\$0
Local Government	\$0
State Government	\$0
<b>Total Capital Funds Expended</b>	<b>\$0</b>



## 2024 Asset Management

Transit Asset Management (TAM) Tier Tier II

TAM Sponsor NTD ID

### Metrics

Mode	Average Fleet Age in Years
Demand Response	6.6