

# 2024 Annual Agency Profile - Callaway District Hospital (NTD ID 77087)

**Mailing Address:** 211 E KIMBALL ST  
CALLAWAY, NE

**Website:** <https://www.callawayhospital.org/>

## Service Consumed

Annual Unlinked Trips (UPT) 1,669

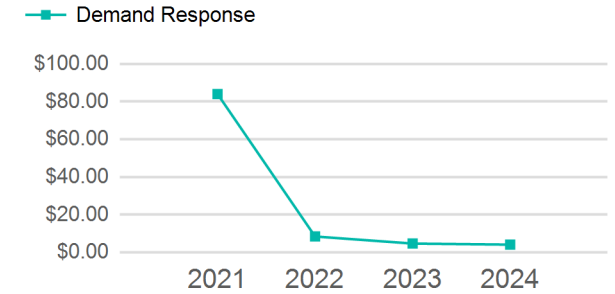
## Assets

Revenue Vehicles 3  
Service Vehicles  
Facilities

## Service Supplied

Annual Vehicle Revenue Miles (VRM) 38,113  
Annual Vehicle Revenue Hours (VRH) 740  
Vehicles Operated in Maximum Service (VOMS) 3

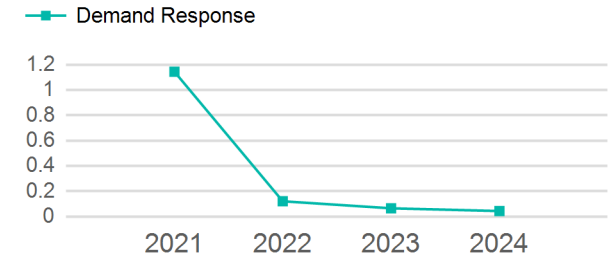
## Operating Expenses per Vehicle Revenue Mile



## Modal Characteristics

Mode	Annual Unlinked Passenger Trips	Directly Operated VOMS	Purchased Transportation VOMS	Annual Vehicle Revenue Miles	Annual Vehicle Revenue Hours
Demand Response	1,669	3	0	38,113	740
<b>Total</b>	<b>1,669</b>	<b>3</b>	<b>0</b>	<b>38,113</b>	<b>740</b>

## Unlinked Passenger Trip per Vehicle Revenue Mile



Mode	Service Efficiency		Service Effectiveness		
	OE per VRM	OE per VRH	UPT per VRM	UPT per VRH	OE per UPT
Demand Response	\$4.15	\$213.72	0.0	2.3	\$94.76
<b>Total</b>	<b>\$4.15</b>	<b>\$213.72</b>	<b>0.0</b>	<b>2.3</b>	<b>\$94.76</b>

# 2024 Annual Agency Profile - Callaway District Hospital (NTD ID 77087)

## 2024 Funding Breakdown

### Summary of Operating Expenses (OE)

Mode	Operating Expenses	Fare Revenues
Demand Response	\$158,155	\$35,617
<b>Total</b>	<b>\$158,155</b>	<b>\$35,617</b>

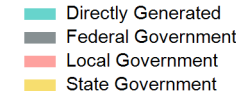
### Sources of Operating Funds Expended

Directly Generated	\$35,617
Federal Government	\$94,139
Local Government	\$7,968
State Government	\$20,431
<b>Total Operating Funds Expended</b>	<b>\$158,155</b>

### Operating Funding Sources



### Capital Funding Sources



### Sources of Capital Funds Expended

Directly Generated	\$0
Federal Government	\$0
Local Government	\$0
State Government	\$0
<b>Total Capital Funds Expended</b>	<b>\$0</b>

## 2024 Asset Management

Transit Asset Management (TAM) Tier Tier II

TAM Sponsor NTD ID

### Metrics

Mode	Average Fleet Age in Years
Demand Response	5.7