

2024 Annual Agency Profile - Garden County (NTD ID 77078)

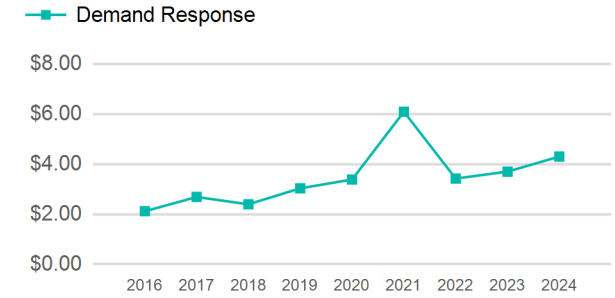
Mailing Address: 611 MAIN ST
OSHKOSH, NE

Website: <https://gardencounty.ne.gov/webpages/transportation/transportati>
on.html

Service Consumed

Annual Unlinked Trips (UPT) 6,498

Operating Expenses per Vehicle Revenue Mile



Assets

Revenue Vehicles	4
Service Vehicles	
Facilities	1

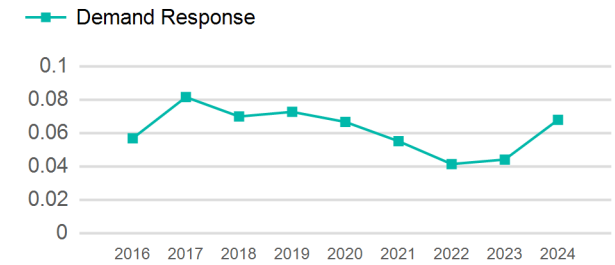
Service Supplied

Annual Vehicle Revenue Miles (VRM)	95,690
Annual Vehicle Revenue Hours (VRH)	4,486
Vehicles Operated in Maximum Service (VOMS)	4

Modal Characteristics

Mode	Annual Unlinked Passenger Trips	Directly Operated VOMS	Purchased Transportation VOMS	Annual Vehicle Revenue Miles	Annual Vehicle Revenue Hours
Demand Response	6,498	4	0	95,690	4,486
Total	6,498	4	0	95,690	4,486

Unlinked Passenger Trip per Vehicle Revenue Mile



Metrics

Service Efficiency

Service Effectiveness

Mode	OE per VRM	OE per VRH	UPT per VRM	UPT per VRH	OE per UPT
Demand Response	\$4.30	\$91.71	0.1	1.4	\$63.32
Total	\$4.30	\$91.71	0.1	1.4	\$63.32

2024 Annual Agency Profile - Garden County (NTD ID 77078)

2024 Funding Breakdown

Summary of Operating Expenses (OE)

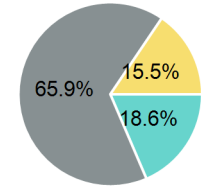
Mode	Operating Expenses	Fare Revenues
Demand Response	\$411,428	\$74,354
Total	\$411,428	\$74,354

Sources of Operating Funds Expended

Directly Generated	\$76,324
Federal Government	\$271,253
Local Government	\$0
State Government	\$63,851
Total Operating Funds Expended	\$411,428

Operating Funding Sources

- Directly Generated
- Federal Government
- Local Government
- State Government



Capital Funding Sources

- Directly Generated
- Federal Government
- Local Government
- State Government

Sources of Capital Funds Expended

Directly Generated	\$0
Federal Government	\$0
Local Government	\$0
State Government	\$0
Total Capital Funds Expended	\$0

2024 Asset Management

Transit Asset Management (TAM) Tier Tier II

TAM Sponsor NTD ID

Metrics

Mode	Average Fleet Age in Years
Demand Response	6.8