

2024 Annual Agency Profile - City of Chadron (NTD ID 70265)

Mailing Address: 234 MAIN ST
CHADRON, NE

Website: <https://www.chadron-nebraska.com/Faq.aspx?QID=67>

Service Consumed

Annual Unlinked Trips (UPT) 16,668

Service Supplied

Annual Vehicle Revenue Miles (VRM) 24,339

Annual Vehicle Revenue Hours (VRH) 3,396

Vehicles Operated in Maximum Service (VOMS) 3

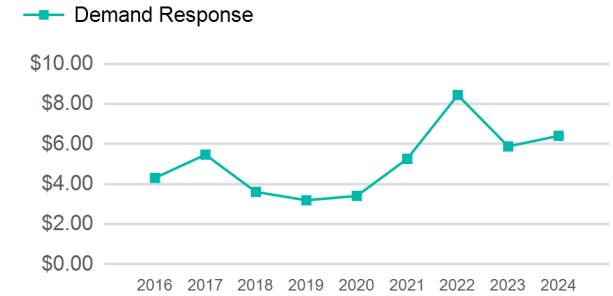
Assets

Revenue Vehicles 3

Service Vehicles

Facilities

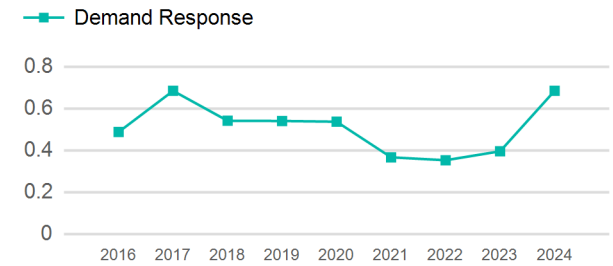
Operating Expenses per Vehicle Revenue Mile



Modal Characteristics

Mode	Annual Unlinked Passenger Trips	Directly Operated VOMS	Purchased Transportation VOMS	Annual Vehicle Revenue Miles	Annual Vehicle Revenue Hours
Demand Response	16,668	3	0	24,339	3,396
Total	16,668	3	0	24,339	3,396

Unlinked Passenger Trip per Vehicle Revenue Mile



Metrics

Service Efficiency

Service Effectiveness

Mode	OE per VRM	OE per VRH	UPT per VRM	UPT per VRH	OE per UPT
Demand Response	\$6.41	\$45.93	0.7	4.9	\$9.36
Total	\$6.41	\$45.93	0.7	4.9	\$9.36

2024 Annual Agency Profile - City of Chadron (NTD ID 70265)

2024 Funding Breakdown

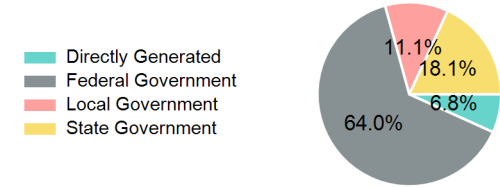
Summary of Operating Expenses (OE)

Mode	Operating Expenses	Fare Revenues
Demand Response	\$155,995	\$8,326
Total	\$155,995	\$8,326

Sources of Operating Funds Expended

Directly Generated	\$10,534
Federal Government	\$99,829
Local Government	\$17,351
State Government	\$28,281
Total Operating Funds Expended	\$155,995

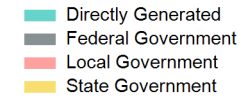
Operating Funding Sources



Capital Funding Sources

Sources of Capital Funds Expended

Directly Generated	\$0
Federal Government	\$0
Local Government	\$0
State Government	\$0
Total Capital Funds Expended	\$0



2024 Asset Management

Transit Asset Management (TAM) Tier Tier II

TAM Sponsor NTD ID

Metrics

Mode	Average Fleet Age in Years
Demand Response	7.3