

2024 Annual Agency Profile - Seward County Public Transit (NTD ID 70246)

Mailing Address: 529 SEWARD ST RM 203
SEWARD, NE

Website: <https://www.countyofsewardne.com/seward-county-public-transit>

Service Consumed

Annual Unlinked Trips (UPT) 11,730

Service Supplied

Annual Vehicle Revenue Miles (VRM) 67,338

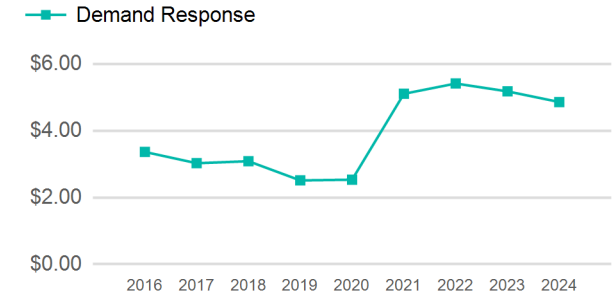
Annual Vehicle Revenue Hours (VRH) 2,931

Vehicles Operated in Maximum Service (VOMS) 4

Assets

Revenue Vehicles 4
Service Vehicles
Facilities

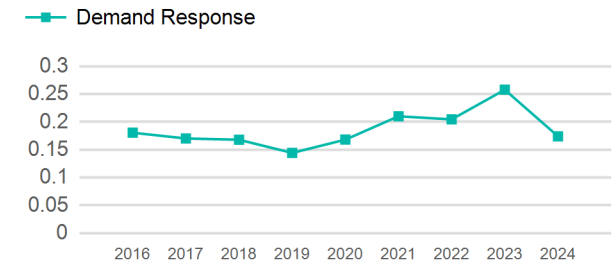
Operating Expenses per Vehicle Revenue Mile



Modal Characteristics

Mode	Annual Unlinked Passenger Trips	Directly Operated VOMS	Purchased Transportation VOMS	Annual Vehicle Revenue Miles	Annual Vehicle Revenue Hours
Demand Response	11,730	4	0	67,338	2,931
Total	11,730	4	0	67,338	2,931

Unlinked Passenger Trip per Vehicle Revenue Mile



Metrics

Mode	Service Efficiency		Service Effectiveness		
	OE per VRM	OE per VRH	UPT per VRM	UPT per VRH	OE per UPT
Demand Response	\$4.86	\$111.60	0.2	4.0	\$27.88
Total	\$4.86	\$111.60	0.2	4.0	\$27.88

2024 Annual Agency Profile - Seward County Public Transit (NTD ID 70246)

2024 Funding Breakdown

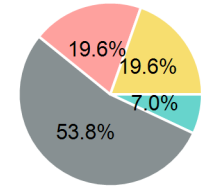
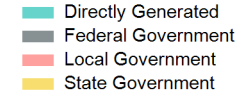
Summary of Operating Expenses (OE)

Mode	Operating Expenses	Fare Revenues
Demand Response	\$327,089	\$22,799
Total	\$327,089	\$22,799

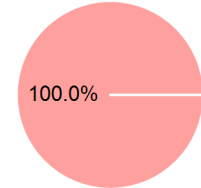
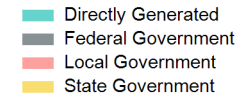
Sources of Operating Funds Expended

Directly Generated	\$22,799
Federal Government	\$176,106
Local Government	\$64,092
State Government	\$64,092
Total Operating Funds Expended	\$327,089

Operating Funding Sources



Capital Funding Sources



Sources of Capital Funds Expended

Directly Generated	\$0
Federal Government	\$0
Local Government	\$55,499
State Government	\$0
Total Capital Funds Expended	\$55,499

2024 Asset Management

Transit Asset Management (TAM) Tier Tier II

TAM Sponsor NTD ID

Metrics

Mode	Average Fleet Age in Years
Demand Response	3.8