

2024 Annual Agency Profile - Franklin County (NTD ID 70225)

Mailing Address: 114 W 2ND ST
OTTAWA, KS

Website: <https://ksrides.org/franklin-county-public-transportation/>

Service Consumed

Annual Unlinked Trips (UPT) 10,391

Service Supplied

Annual Vehicle Revenue Miles (VRM) 43,461

Annual Vehicle Revenue Hours (VRH) 3,855

Vehicles Operated in Maximum Service (VOMS) 4

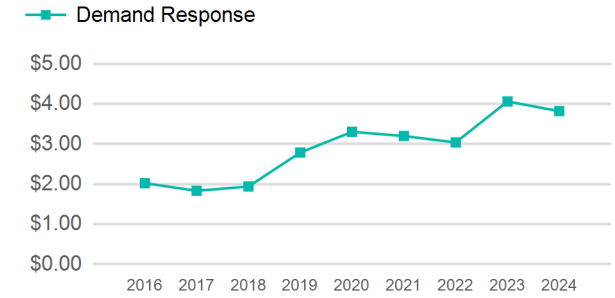
Assets

Revenue Vehicles 6

Service Vehicles

Facilities

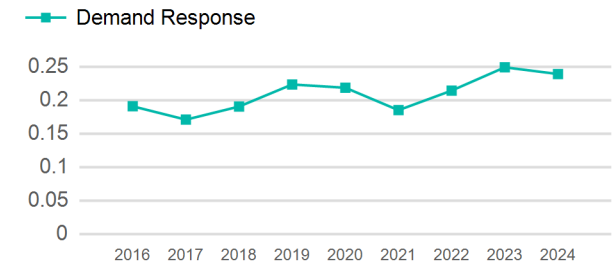
Operating Expenses per Vehicle Revenue Mile



Modal Characteristics

Mode	Annual Unlinked Passenger Trips	Directly Operated VOMS	Purchased Transportation VOMS	Annual Vehicle Revenue Miles	Annual Vehicle Revenue Hours
Demand Response	10,391	4	0	43,461	3,855
Total	10,391	4	0	43,461	3,855

Unlinked Passenger Trip per Vehicle Revenue Mile



Mode	Service Efficiency		Service Effectiveness		
	OE per VRM	OE per VRH	UPT per VRM	UPT per VRH	OE per UPT
Demand Response	\$3.82	\$43.07	0.2	2.7	\$15.98
Total	\$3.82	\$43.07	0.2	2.7	\$15.98

2024 Annual Agency Profile - Franklin County (NTD ID 70225)

2024 Funding Breakdown

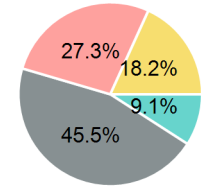
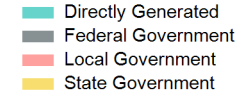
Summary of Operating Expenses (OE)

Mode	Operating Expenses	Fare Revenues
Demand Response	\$166,036	\$15,078
Total	\$166,036	\$15,078

Sources of Operating Funds Expended

Directly Generated	\$15,078
Federal Government	\$75,479
Local Government	\$45,287
State Government	\$30,192
Total Operating Funds Expended	\$166,036

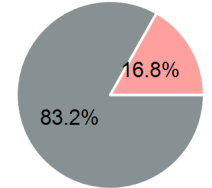
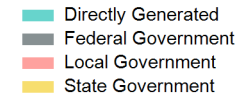
Operating Funding Sources



Sources of Capital Funds Expended

Directly Generated	\$0
Federal Government	\$124,070
Local Government	\$25,000
State Government	\$0
Total Capital Funds Expended	\$149,070

Capital Funding Sources



2024 Asset Management

Transit Asset Management (TAM) Tier Tier II

TAM Sponsor NTD ID

Metrics

Mode	Average Fleet Age in Years
Demand Response	6.2