

2024 Annual Agency Profile - Avera St. Anthony's Hospital (NTD ID 70220)

Mailing Address: 300 N 2ND ST
ONEILL, NE

Website: <https://growholt.com/in-holt-county/businesses/avera-st-anthonys-public-transportation/>

Service Consumed

Annual Unlinked Trips (UPT) 11,464

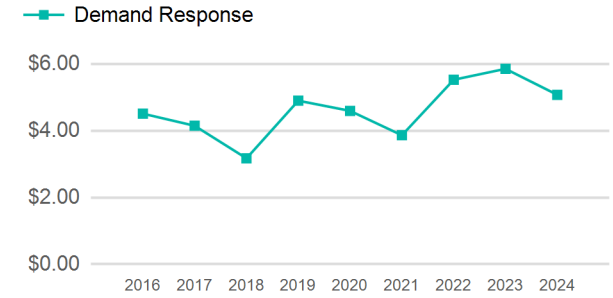
Service Supplied

Annual Vehicle Revenue Miles (VRM) 61,075

Annual Vehicle Revenue Hours (VRH) 1,083

Vehicles Operated in Maximum Service (VOMS) 5

Operating Expenses per Vehicle Revenue Mile



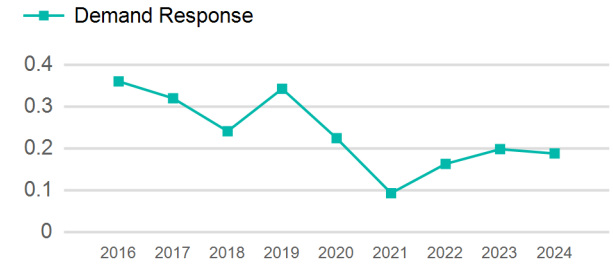
Assets

Revenue Vehicles 7
Service Vehicles
Facilities

Modal Characteristics

Mode	Annual Unlinked Passenger Trips	Directly Operated VOMS	Purchased Transportation VOMS	Annual Vehicle Revenue Miles	Annual Vehicle Revenue Hours
Demand Response	11,464	5	0	61,075	1,083
Total	11,464	5	0	61,075	1,083

Unlinked Passenger Trip per Vehicle Revenue Mile



Metrics

Service Efficiency

Service Effectiveness

Mode	OE per VRM	OE per VRH	UPT per VRM	UPT per VRH	OE per UPT
Demand Response	\$5.07	\$286.16	0.2	10.6	\$27.03
Total	\$5.07	\$286.16	0.2	10.6	\$27.03

2024 Annual Agency Profile - Avera St. Anthony's Hospital (NTD ID 70220)

2024 Funding Breakdown

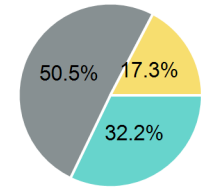
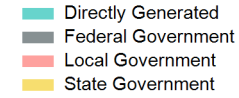
Summary of Operating Expenses (OE)

Mode	Operating Expenses	Fare Revenues
Demand Response	\$309,906	\$99,645
Total	\$309,906	\$99,645

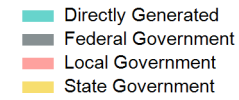
Sources of Operating Funds Expended

Directly Generated	\$99,645
Federal Government	\$156,633
Local Government	\$0
State Government	\$53,628
Total Operating Funds Expended	\$309,906

Operating Funding Sources



Capital Funding Sources



Sources of Capital Funds Expended

Directly Generated	\$0
Federal Government	\$0
Local Government	\$0
State Government	\$0
Total Capital Funds Expended	\$0

2024 Asset Management

Transit Asset Management (TAM) Tier Tier II

TAM Sponsor NTD ID

Metrics

Mode	Average Fleet Age in Years
Demand Response	9.0