

# 2024 Annual Agency Profile - Region Six Planning Commission (NTD ID 70219)

**Mailing Address:** 905 E MAIN ST  
MARSHALLTOWN, IA

**Website:** <http://www.region6planning.org>

## Service Consumed

Annual Unlinked Trips (UPT) 42,221

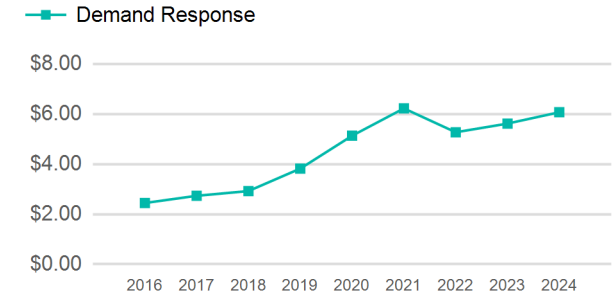
## Service Supplied

Annual Vehicle Revenue Miles (VRM) 180,348

Annual Vehicle Revenue Hours (VRH) 11,113

Vehicles Operated in Maximum Service (VOMS) 13

## Operating Expenses per Vehicle Revenue Mile



## Assets

Revenue Vehicles 24

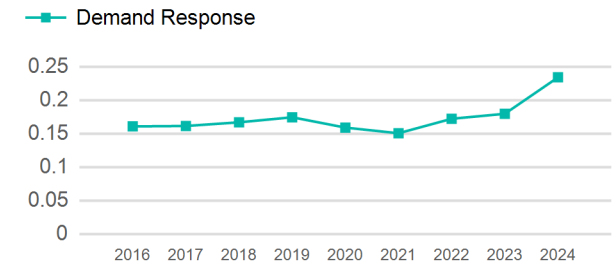
Service Vehicles

Facilities 1

## Modal Characteristics

Mode	Annual Unlinked Passenger Trips	Directly Operated VOMS	Purchased Transportation VOMS	Annual Vehicle Revenue Miles	Annual Vehicle Revenue Hours
Demand Response	42,221	13	0	180,348	11,113
<b>Total</b>	<b>42,221</b>	<b>13</b>	<b>0</b>	<b>180,348</b>	<b>11,113</b>

## Unlinked Passenger Trip per Vehicle Revenue Mile



Mode	Service Efficiency		Service Effectiveness		
	OE per VRM	OE per VRH	UPT per VRM	UPT per VRH	OE per UPT
Demand Response	\$6.07	\$98.50	0.2	3.8	\$25.93
<b>Total</b>	<b>\$6.07</b>	<b>\$98.50</b>	<b>0.2</b>	<b>3.8</b>	<b>\$25.93</b>

# 2024 Annual Agency Profile - Region Six Planning Commission (NTD ID 70219)

## 2024 Funding Breakdown

### Summary of Operating Expenses (OE)

Mode	Operating Expenses	Fare Revenues
Demand Response	\$1,094,604	\$226,134
<b>Total</b>	<b>\$1,094,604</b>	<b>\$226,134</b>

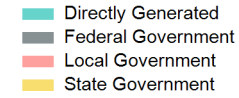
### Sources of Operating Funds Expended

Directly Generated	\$292,456
Federal Government	\$334,223
Local Government	\$169,353
State Government	\$298,572
<b>Total Operating Funds Expended</b>	<b>\$1,094,604</b>

### Operating Funding Sources



### Capital Funding Sources



### Sources of Capital Funds Expended

Directly Generated	\$0
Federal Government	\$0
Local Government	\$0
State Government	\$0
<b>Total Capital Funds Expended</b>	<b>\$0</b>

## 2024 Asset Management

Transit Asset Management (TAM) Tier Tier II

TAM Sponsor NTD ID

### Metrics

Mode	Average Fleet Age in Years
Demand Response	7.5