

2024 Annual Agency Profile - Wabaunsee County (NTD ID 70218)

Mailing Address: 215 KANSAS AVE
ALMA, KS

Website: <https://www.wbcounty.org/clerk/pages/public-transportation>

Service Consumed

Annual Unlinked Trips (UPT) 3,090

Service Supplied

Annual Vehicle Revenue Miles (VRM) 64,698

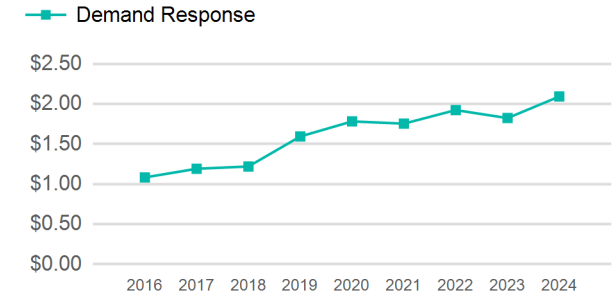
Annual Vehicle Revenue Hours (VRH) 2,513

Vehicles Operated in Maximum Service (VOMS) 5

Assets

Revenue Vehicles 4
Service Vehicles
Facilities

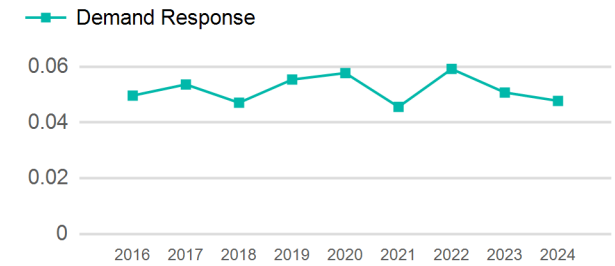
Operating Expenses per Vehicle Revenue Mile



Modal Characteristics

Mode	Annual Unlinked Passenger Trips	Directly Operated VOMS	Purchased Transportation VOMS	Annual Vehicle Revenue Miles	Annual Vehicle Revenue Hours
Demand Response	3,090	5	0	64,698	2,513
Total	3,090	5	0	64,698	2,513

Unlinked Passenger Trip per Vehicle Revenue Mile



Mode	Service Efficiency		Service Effectiveness		
	OE per VRM	OE per VRH	UPT per VRM	UPT per VRH	OE per UPT
Demand Response	\$2.09	\$53.88	0.0	1.2	\$43.82
Total	\$2.09	\$53.88	0.0	1.2	\$43.82

2024 Annual Agency Profile - Wabaunsee County (NTD ID 70218)

2024 Funding Breakdown

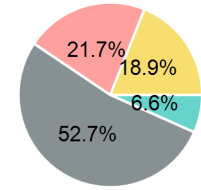
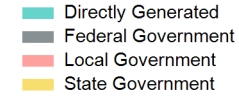
Summary of Operating Expenses (OE)

Mode	Operating Expenses	Fare Revenues
Demand Response	\$135,404	\$8,986
Total	\$135,404	\$8,986

Sources of Operating Funds Expended

Directly Generated	\$8,986
Federal Government	\$71,415
Local Government	\$29,385
State Government	\$25,618
Total Operating Funds Expended	\$135,404

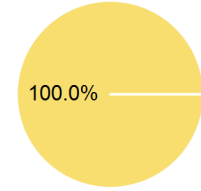
Operating Funding Sources



Sources of Capital Funds Expended

Directly Generated	\$0
Federal Government	\$0
Local Government	\$0
State Government	\$142,489
Total Capital Funds Expended	\$142,489

Capital Funding Sources



2024 Asset Management

Transit Asset Management (TAM) Tier Tier II

TAM Sponsor NTD ID

Metrics

Mode	Average Fleet Age in Years
Demand Response	3.5