

# 2024 Annual Agency Profile - City of Columbus Transit (NTD ID 70214)

**Mailing Address:** 2500 14TH ST  
COLUMBUS, NE

**Website:** <https://www.columbusne.us/125/Columbus-Area-Transit>

## Service Consumed

Annual Unlinked Trips (UPT) 7,438

## Service Supplied

Annual Vehicle Revenue Miles (VRM) 27,356

Annual Vehicle Revenue Hours (VRH) 2,741

Vehicles Operated in Maximum Service (VOMS) 5

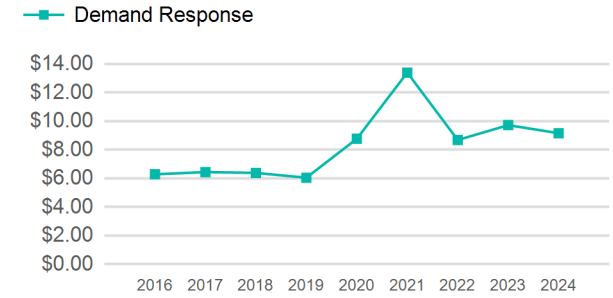
## Assets

Revenue Vehicles 5

Service Vehicles

Facilities 1

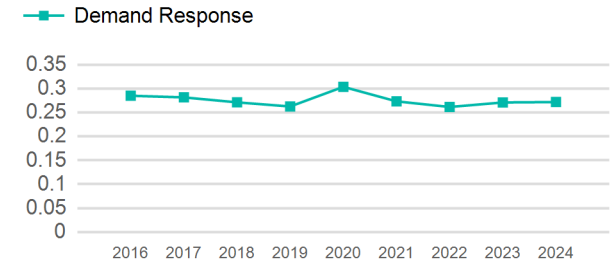
## Operating Expenses per Vehicle Revenue Mile



## Modal Characteristics

Mode	Annual Unlinked Passenger Trips	Directly Operated VOMS	Purchased Transportation VOMS	Annual Vehicle Revenue Miles	Annual Vehicle Revenue Hours
Demand Response	7,438	5	0	27,356	2,741
<b>Total</b>	<b>7,438</b>	<b>5</b>	<b>0</b>	<b>27,356</b>	<b>2,741</b>

## Unlinked Passenger Trip per Vehicle Revenue Mile



Mode	Service Efficiency		Service Effectiveness		
	OE per VRM	OE per VRH	UPT per VRM	UPT per VRH	OE per UPT
Demand Response	\$9.16	\$91.39	0.3	2.7	\$33.68
<b>Total</b>	<b>\$9.16</b>	<b>\$91.39</b>	<b>0.3</b>	<b>2.7</b>	<b>\$33.68</b>

# 2024 Annual Agency Profile - City of Columbus Transit (NTD ID 70214)

## 2024 Funding Breakdown

### Summary of Operating Expenses (OE)

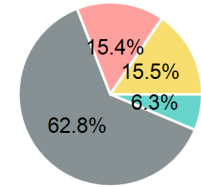
Mode	Operating Expenses	Fare Revenues
Demand Response	\$250,502	\$15,860
<b>Total</b>	<b>\$250,502</b>	<b>\$15,860</b>

### Sources of Operating Funds Expended

Directly Generated	\$15,860
Federal Government	\$157,232
Local Government	\$38,674
State Government	\$38,736
<b>Total Operating Funds Expended</b>	<b>\$250,502</b>

### Operating Funding Sources

- Directly Generated
- Federal Government
- Local Government
- State Government



### Capital Funding Sources

- Directly Generated
- Federal Government
- Local Government
- State Government

### Sources of Capital Funds Expended

Directly Generated	\$0
Federal Government	\$0
Local Government	\$0
State Government	\$0
<b>Total Capital Funds Expended</b>	<b>\$0</b>

## 2024 Asset Management

Transit Asset Management (TAM) Tier Tier II

TAM Sponsor NTD ID

### Metrics

Mode	Average Fleet Age in Years
Demand Response	7.0