

2024 Annual Agency Profile - Harlan Co. Public Transit (NTD ID 70198)

Mailing Address: 706 2ND ST
ALMA, NE

Website:

Service Consumed

Annual Unlinked Trips (UPT) 2,192

Service Supplied

Annual Vehicle Revenue Miles (VRM) 17,094

Annual Vehicle Revenue Hours (VRH) 845

Vehicles Operated in Maximum Service (VOMS) 1

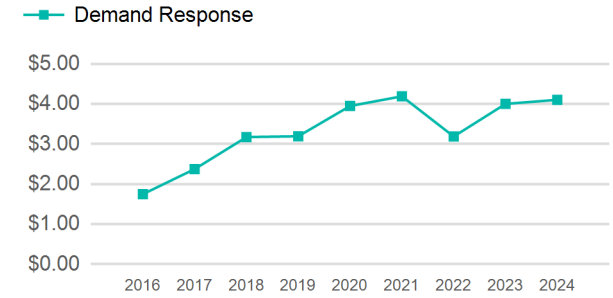
Assets

Revenue Vehicles 4

Service Vehicles

Facilities

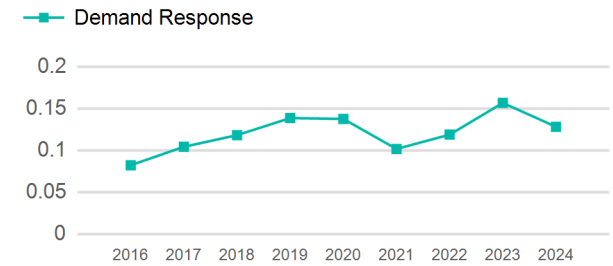
Operating Expenses per Vehicle Revenue Mile



Modal Characteristics

Mode	Annual Unlinked Passenger Trips	Directly Operated VOMS	Purchased Transportation VOMS	Annual Vehicle Revenue Miles	Annual Vehicle Revenue Hours
Demand Response	2,192	1	0	17,094	845
Total	2,192	1	0	17,094	845

Unlinked Passenger Trip per Vehicle Revenue Mile



Mode	Service Efficiency		Service Effectiveness		
	OE per VRM	OE per VRH	UPT per VRM	UPT per VRH	OE per UPT
Demand Response	\$4.10	\$83.01	0.1	2.6	\$32.00
Total	\$4.10	\$83.01	0.1	2.6	\$32.00

2024 Annual Agency Profile - Harlan Co. Public Transit (NTD ID 70198)

2024 Funding Breakdown

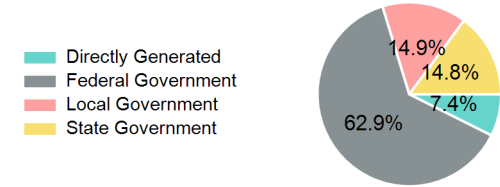
Summary of Operating Expenses (OE)

Mode	Operating Expenses	Fare Revenues
Demand Response	\$70,144	\$5,175
Total	\$70,144	\$5,175

Sources of Operating Funds Expended

Directly Generated	\$5,175
Federal Government	\$44,128
Local Government	\$10,451
State Government	\$10,390
Total Operating Funds Expended	\$70,144

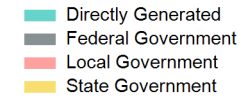
Operating Funding Sources



Capital Funding Sources

Sources of Capital Funds Expended

Directly Generated	\$0
Federal Government	\$0
Local Government	\$0
State Government	\$0
Total Capital Funds Expended	\$0



2024 Asset Management

Transit Asset Management (TAM) Tier Tier II

TAM Sponsor NTD ID

Metrics

Mode	Average Fleet Age in Years
Demand Response	4.5