

# 2024 Annual Agency Profile - North Iowa Area Council of Governments (NTD ID 70185)

Mailing Address: 525 6TH ST SW  
MASON CITY, IA

Website: <http://www.niacog.org>

## Service Consumed

Annual Unlinked Trips (UPT) 207,860

## Service Supplied

Annual Vehicle Revenue Miles (VRM) 814,435

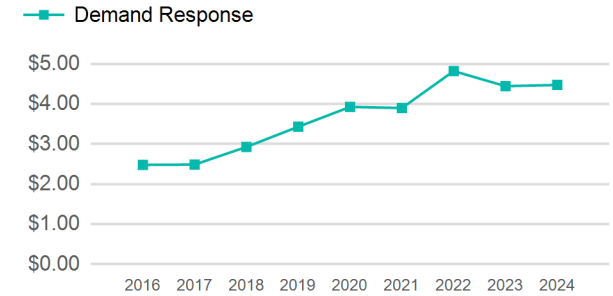
Annual Vehicle Revenue Hours (VRH) 66,312

Vehicles Operated in Maximum Service (VOMS) 50

## Assets

Revenue Vehicles 64  
Service Vehicles 3  
Facilities 1

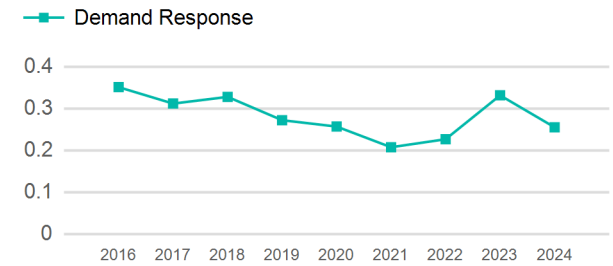
## Operating Expenses per Vehicle Revenue Mile



## Modal Characteristics

Mode	Annual Unlinked Passenger Trips	Directly Operated VOMS	Purchased Transportation VOMS	Annual Vehicle Revenue Miles	Annual Vehicle Revenue Hours
Demand Response	207,860	50	0	814,435	66,312
<b>Total</b>	<b>207,860</b>	<b>50</b>	<b>0</b>	<b>814,435</b>	<b>66,312</b>

## Unlinked Passenger Trip per Vehicle Revenue Mile



Mode	Service Efficiency		Service Effectiveness		
	OE per VRM	OE per VRH	UPT per VRM	UPT per VRH	OE per UPT
Demand Response	\$4.47	\$54.95	0.3	3.1	\$17.53
<b>Total</b>	<b>\$4.47</b>	<b>\$54.95</b>	<b>0.3</b>	<b>3.1</b>	<b>\$17.53</b>

# 2024 Annual Agency Profile - North Iowa Area Council of Governments (NTD ID 70185)

## 2024 Funding Breakdown

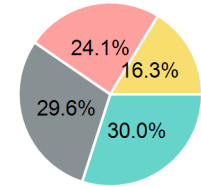
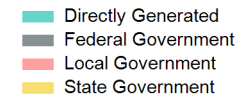
### Summary of Operating Expenses (OE)

Mode	Operating Expenses	Fare Revenues
Demand Response	\$3,644,076	\$1,092,235
<b>Total</b>	<b>\$3,644,076</b>	<b>\$1,092,235</b>

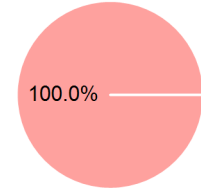
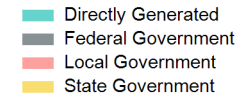
### Sources of Operating Funds Expended

Directly Generated	\$1,092,235
Federal Government	\$1,077,821
Local Government	\$879,516
State Government	\$594,504
<b>Total Operating Funds Expended</b>	<b>\$3,644,076</b>

### Operating Funding Sources



### Capital Funding Sources



### Sources of Capital Funds Expended

Directly Generated	\$0
Federal Government	\$0
Local Government	\$112,595
State Government	\$0
<b>Total Capital Funds Expended</b>	<b>\$112,595</b>

## 2024 Asset Management

Transit Asset Management (TAM) Tier Tier II

TAM Sponsor NTD ID

### Metrics

Mode	Average Fleet Age in Years
Demand Response	4.9