

2024 Annual Agency Profile - Phelps County Senior Citizen (NTD ID 70182)

Mailing Address: 715 5TH AVE
HOLDREGE, NE

Website: <https://www.visit37.com/transportation/>

Service Consumed

Annual Unlinked Trips (UPT) 10,619

Service Supplied

Annual Vehicle Revenue Miles (VRM) 30,125

Annual Vehicle Revenue Hours (VRH) 1,614

Vehicles Operated in Maximum Service (VOMS) 2

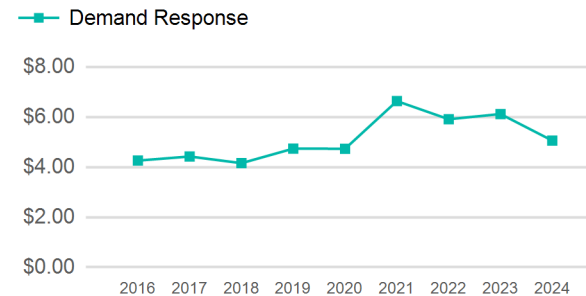
Assets

Revenue Vehicles 4

Service Vehicles

Facilities 1

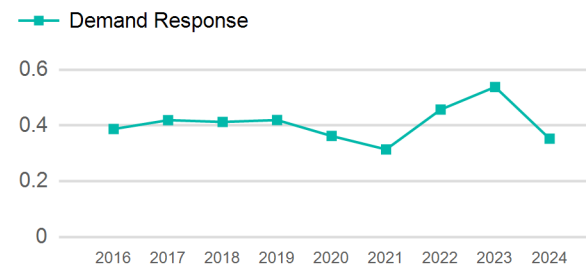
Operating Expenses per Vehicle Revenue Mile



Modal Characteristics

Mode	Annual Unlinked Passenger Trips	Directly Operated VOMS	Purchased Transportation VOMS	Annual Vehicle Revenue Miles	Annual Vehicle Revenue Hours
Demand Response	10,619	2	0	30,125	1,614
Total	10,619	2	0	30,125	1,614

Unlinked Passenger Trip per Vehicle Revenue Mile



Metrics

Service Efficiency

Service Effectiveness

Mode	OE per VRM	OE per VRH	UPT per VRM	UPT per VRH	OE per UPT
Demand Response	\$5.06	\$94.39	0.4	6.6	\$14.35
Total	\$5.06	\$94.39	0.4	6.6	\$14.35

2024 Annual Agency Profile - Phelps County Senior Citizen (NTD ID 70182)

2024 Funding Breakdown

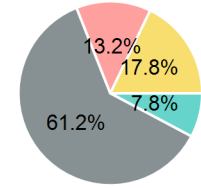
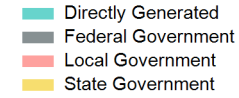
Summary of Operating Expenses (OE)

Mode	Operating Expenses	Fare Revenues
Demand Response	\$152,345	\$11,810
Total	\$152,345	\$11,810

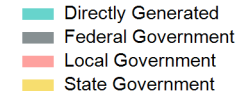
Sources of Operating Funds Expended

Directly Generated	\$11,810
Federal Government	\$93,303
Local Government	\$20,048
State Government	\$27,184
Total Operating Funds Expended	\$152,345

Operating Funding Sources



Capital Funding Sources



Sources of Capital Funds Expended

Directly Generated	\$0
Federal Government	\$0
Local Government	\$0
State Government	\$0
Total Capital Funds Expended	\$0

2024 Asset Management

Transit Asset Management (TAM) Tier Tier II

TAM Sponsor NTD ID

Metrics

Mode	Average Fleet Age in Years
Demand Response	10.0