

2024 Annual Agency Profile - Chase County (NTD ID 70144)

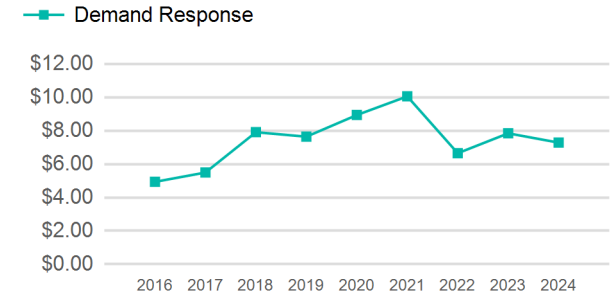
Mailing Address: 300 PEARL ST
COTTONWOOD FALLS, KS

Website: <https://www.chasecountyks.com/index.php/health-emergency-services/senior-center>

Service Consumed

Annual Unlinked Trips (UPT) 4,147

Operating Expenses per Vehicle Revenue Mile



Assets

Revenue Vehicles 2
Service Vehicles
Facilities

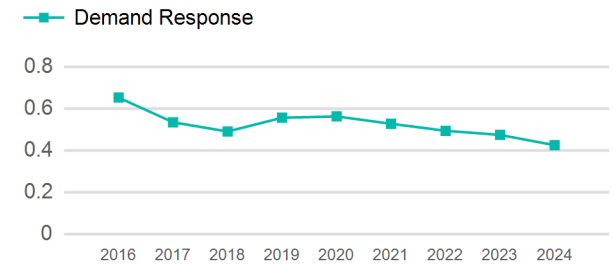
Service Supplied

Annual Vehicle Revenue Miles (VRM) 9,756
Annual Vehicle Revenue Hours (VRH) 1,115
Vehicles Operated in Maximum Service (VOMS) 2

Modal Characteristics

Mode	Annual Unlinked Passenger Trips	Directly Operated VOMS	Purchased Transportation VOMS	Annual Vehicle Revenue Miles	Annual Vehicle Revenue Hours
Demand Response	4,147	2	0	9,756	1,115
Total	4,147	2	0	9,756	1,115

Unlinked Passenger Trip per Vehicle Revenue Mile



Mode	Service Efficiency		Service Effectiveness		
	OE per VRM	OE per VRH	UPT per VRM	UPT per VRH	OE per UPT
Demand Response	\$7.28	\$63.73	0.4	3.7	\$17.13
Total	\$7.28	\$63.73	0.4	3.7	\$17.13

2024 Annual Agency Profile - Chase County (NTD ID 70144)

2024 Funding Breakdown

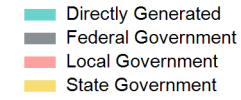
Summary of Operating Expenses (OE)

Mode	Operating Expenses	Fare Revenues
Demand Response	\$71,058	\$1,099
Total	\$71,058	\$1,099

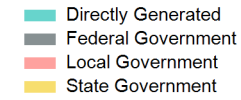
Sources of Operating Funds Expended

Directly Generated	\$1,099
Federal Government	\$34,979
Local Government	\$20,988
State Government	\$13,992
Total Operating Funds Expended	\$71,058

Operating Funding Sources



Capital Funding Sources



Sources of Capital Funds Expended

Directly Generated	\$0
Federal Government	\$0
Local Government	\$0
State Government	\$0
Total Capital Funds Expended	\$0

2024 Asset Management

Transit Asset Management (TAM) Tier Tier II

TAM Sponsor NTD ID

Metrics

Mode	Average Fleet Age in Years
Demand Response	12.5