

2024 Annual Agency Profile - Valley County Hospital (NTD ID 70130)

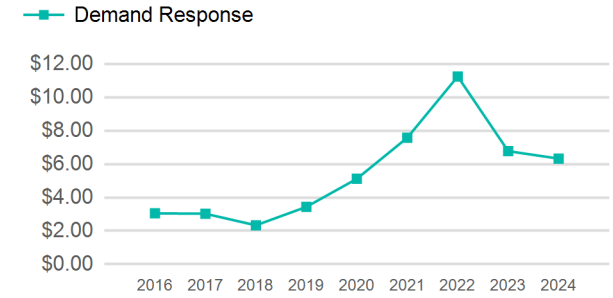
Mailing Address: 2707 L ST
ORD, NE

Website: <http://www.valleycountyhealthsystem.org/community-services/transportation>

Service Consumed

Annual Unlinked Trips (UPT) 2,451

Operating Expenses per Vehicle Revenue Mile



Assets

Revenue Vehicles 3
Service Vehicles
Facilities

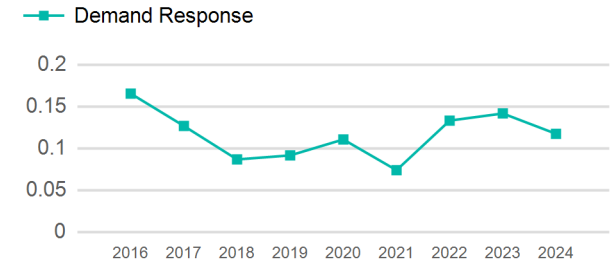
Service Supplied

Annual Vehicle Revenue Miles (VRM) 20,866
Annual Vehicle Revenue Hours (VRH) 825
Vehicles Operated in Maximum Service (VOMS) 3

Modal Characteristics

Mode	Annual Unlinked Passenger Trips	Directly Operated VOMS	Purchased Transportation VOMS	Annual Vehicle Revenue Miles	Annual Vehicle Revenue Hours
Demand Response	2,451	3	0	20,866	825
Total	2,451	3	0	20,866	825

Unlinked Passenger Trip per Vehicle Revenue Mile



Mode	Service Efficiency		Service Effectiveness		
	OE per VRM	OE per VRH	UPT per VRM	UPT per VRH	OE per UPT
Demand Response	\$6.33	\$160.02	0.1	3.0	\$53.86
Total	\$6.33	\$160.02	0.1	3.0	\$53.86

2024 Annual Agency Profile - Valley County Hospital (NTD ID 70130)

2024 Funding Breakdown

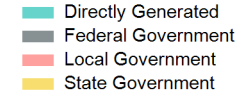
Summary of Operating Expenses (OE)

Mode	Operating Expenses	Fare Revenues
Demand Response	\$132,018	\$36,369
Total	\$132,018	\$36,369

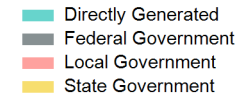
Sources of Operating Funds Expended

Directly Generated	\$36,369
Federal Government	\$73,798
Local Government	\$1,920
State Government	\$19,931
Total Operating Funds Expended	\$132,018

Operating Funding Sources



Capital Funding Sources



Sources of Capital Funds Expended

Directly Generated	\$0
Federal Government	\$0
Local Government	\$0
State Government	\$0
Total Capital Funds Expended	\$0

2024 Asset Management

Transit Asset Management (TAM) Tier Tier II

TAM Sponsor NTD ID

Metrics

Mode	Average Fleet Age in Years
Demand Response	10.3